

President's Corner By Kate Weber

Wow! What a wonderful 33rd birthday for our guild. A big "Thank you!" to Dawn Couch for organizing the food and the Left-Right-Center game. Thank you also to Joyce for preparing our beverages. Marc H's husband donated the plumeria plants as door prizes - "Thank you, Steve!"

Mark your calendar now - we voted to be dark in December. There will not be a guild meeting. We will be arranging a Dutch-treat dining out evening for members and their guests in December. More information will follow.

"Many hands make light work."

"It takes a village to raise a child."

"The more, the merrier."

These are truisms for a reason. Please think about how you will contribute to our guild. How will you step up to take on a single task or help with an event? There are more than 60 members in our guild, and when everyone chips in some time and effort, the work rests lightly on our shoulders, and the results can be stupendous. We get a record number of quilts made and donated. We have an excellent Quilters University program. Everyone benefits.

P.S. The informal survey results are 2:1 to keep the guild meetings on Thursday nights.

Special Points of Interest:


- The next General Meeting is on June 4th.
- The next Board Meeting is on May 26th.
- The next Workshop is on June 6th.



Did You Hear

Congratulations to Dorothy Foral for earning 1st Place in the Garment Division of the 2025-26 Hoffman Challenge! Dorothy shared that she felt especially grateful for Brad's guidance in learning to cut, sew, and create fabric with Curves—a wonderful reminder of how encouragement, friendship, and shared creativity help our members shine.

Dorothy's success is a wonderful example of what can happen when guild members share their talents and take part in events throughout our community, including local county fairs and Road to California. Achievements like this inspire us all to keep creating, keep participating, and celebrate the remarkable work happening across our guild.





Programs By Theresa Vine

Greetings Quilters,

Thank you for nominating me for the position of VP of Programs. I feel this is a great learning opportunity. I am looking forward to performing the duties of the VP of Programs throughout the year.

Pictures from our Birthday Left-Right-Center Party Game.



Workshops By Lois Wilkinson

Hello Quilters.

Looking forward to our Thursday, June 4, 2026, lecture with Alicia Campbell (The Batty Lady).

Saturday, June 6, 2026, is the workshop on Machine Trapunto Pillow using a Panel. There will be a variety of Panels available, or you can bring your own.

You still have time to sign up for the June 2026 Workshop.



**Sign up soon
and
sign up often!**

Hospitality by Joyce Allen

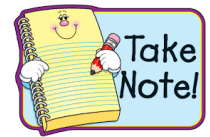
Please bring snacks for our next general meeting if your name begins with the letters as indicated below. Extra goodies are always welcome.

June last names beginning with **K- L**

Thank you for your contribution to the snacks.

I will make coffee and punch and provide napkins and plates to serve your snacks.





Remember To . . .

- ☺ Pack your Show & Tell items.
- ☺ Bring a friend.
- ☺ Bring change for the raffle.
- ☺ Bring your projects from previous workshops.
- ☺ Bring goodies if it is your turn.
- ☺ Bring your own coffee cup.
- ☺ Wear your name badge.
- ☺ Come early and sign in.
- ☺ Silence your cell phones.
- ☺ Make a new friend and introduce yourself to one of our many new members and guests.
- ☺ HAVE FUN – AND LOTS OF IT!!
- ☺ Clean up your area as you leave.
- ☺ Drive safe



Pan Am Fiesta by Kate Weber

Pan Am Fiesta, May 9, Mayfair Park, Lakewood

On May 9, QBS participated in the Pan Am Fiesta with an information booth, where Kim S. and Melody D. set up quilts on the walls and table and spent the morning sewing while answering questions from festival attendees. Janet D. and Kate W. staffed the booth from 1:00 p.m. to 6:00 p.m., and several visitors stopped by to pick up trifolds and business cards.



LA County Fair by Kate Weber

QBS has a presence at the LA County Fair again this year!. Every Thursday, Janet D., Marc H., and Kate W. are demonstrating the fundamentals of quilting and passing out trifolds, along with answering questions from passing fairgoers.

Tish G. entered a block using the Lego challenge fabric. Kate W. won for a fair-themed block!

QBS's racing team WON their first heat for the 4th Annual Jellyroll Race. Melody D., Tish G., Marc H., and Kate W. had the winning time of 41 minutes and 31 seconds, our best time ever! Our competition was the African American Quilters of Los Angeles. What a fun group! They had a dozen guild members shouting encouragement and singing them on their way. Everyone had a great time. As of this writing, QBS will be racing against the Inland Empire Modern Quilt Guild in the finals on May 30.





Parliamentarian By Jo Melis



Thanks to everyone who has volunteered to be a member of the nominating committee for next year's Board:

- Jo Melis (Big Cheese, Head Honcho, Leader of the Pack, etc.)
- Melody Doukenick
- Melinda Bartlett
- Debbie Migliaro
- Carollynn Machado-Guarino (Alternate)

Board nominations may be made before the July General Meeting and should be communicated directly to a member of the Nominating Committee.

The Nominating Committee will be contacting members to determine interest in Elected and Appointed positions. The final list of nominees for the election ballot shall be published in the August newsletter, and officers will be elected by the voting membership at the September General Meeting.

If you are interested in supporting your guild by holding an elected or appointed position, please contact any of the committee members via phone or email!

Here are the elected positions that need to be filled (but there are lots of appointed positions available, too!):

- President - Kate Weber
- Programs - [OPEN](#)
- Workshops - [OPEN](#)
- Treasurer - [OPEN](#)
- Secretary - [OPEN](#)
- Auditor - [OPEN](#)
- Membership – [OPEN](#) (but Dawn Couch is willing to do the roster part)
- Special Events - Dawn Couch

Quilt show (elected for a two-year cycle) – [OPEN](#) (but we may have a lead on a [FREE](#) venue, which is the hardest part, so think about this one!)



Sunshine and Shadows by Carollynn Machado-Guarino



Please let me know if you are experiencing a “Sunshine or Shadow” that you would like to share with the guild. Carollynn’s contact info is in the roster.





Community Relations By Carollynn Machado-Guarino

Thanks to all who continue to support our charities. With the decision to go dark in December, the delivery of donations will need to change from quarterly to 2-3 times a year, with our last deliveries at the November 'Holiday' meeting. All items will need to be submitted by October 15 (a week after the guild meeting) to allow time to wash, separate, and prepare this year's donations. The plan would mean any donations after 10/15 will be held for the coming year. Here's hoping the change lightens the stress of the holiday season. Thank you all again for your efforts in helping our neighbors in need.

Thank you, Jo Melis, for sharing your wonderful patterns. This month's free pattern is on the next page.

The Charities We Support

Here is a list of the Charities we support. To find out more about them, simply click on their name.

[Caring Connections](#) [works with Bellflower schools]

[For the Child](#)

[Long Beach Police Department - Victims Unit](#)

[New Life Beginnings](#)

[Miller's children](#)

[Women's Shelter of Long Beach](#)

Bellflower Car Show by Kate Weber

Bellflower Car Show, October 3, Bellflower Blvd, Bellflower.

The Lions Club Foundation, a non-profit, organizes and hosts a large car show each year to support its charities. They have graciously agreed to let QBS have a booth to display and sell Opportunity Quilt tickets. In support of their fundraising, QBS will donate a car-themed/Route 66 quilt that the Foundation may raffle or auction off.

There is a Special Interest sign-up sheet to make a quilt block and/or sit with our quilt and sell tickets. For more info, contact Kate W.


Block requirements:

- Theme: cars, motorized vehicles, Route 66 (it's The Mother Road's 100th BD!)
- 12" square, finished size
- Any method: pieced, appliqué, etc.
- No embellishments that need to be removed for quilting
- Due date: September guild meeting (or earlier)
- Turn in to Kate W.



**We make
great things
happen when
we work hand
in hand.**

Bean Counter (48"x68")



Pattern drafted by Jo Melis, author of **Geese Busters** and co-author with Patti Paschall of **Speedy Snails**, both available from Amazon.com

Yardage:

- Fat Quarters 8
- "Beans" 3/4 yd (24")
- Border 7/8 yd (27")
- Binding 1/2 yd (15")
- Backing 3 yds

Cut

FQ's - from each cut:

- Cut 1 @ 3" x 20"
- Cut 1 @ 5 1/2" x 20"
- Cut 1 @ 8" x 20"

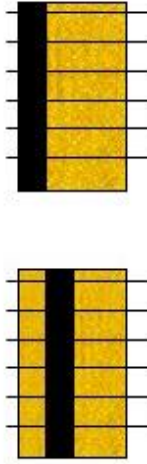
Beans

- Border cut 8 strips @ 3" x →, cut each half (3" x 20")
- Binding 6 strips @ 4 1/2" x →
- 6 strips @ 2-1/2" x →


Sew

Sew together a 3" FQ, a 3" bean, and a matching 5 1/2" FQ along the long side (Unit A). Sew a 3" bean to the matching 8" FQ strip (Unit B). Repeat for all the FQ's.

Crosscut each 3" x 20" unit at 3". (6 of each type and color)



Sew matching Unit A's to Unit B's as shown to form a block. Repeat for all FQs.



Sew blocks into rows; sew rows together.

Add top and bottom borders, then side borders. Quilt and bind.

Show and Tell By Brad Dumm and Kate Weber



Thanks to all the participants! Without your beautiful quilts there would be no Show and Tell.



Kim Snow

"Many Moons"

UFO completion from a workshop. Quilted by Joyce Allen.



Melody Doukenick

"Kitties" - A UFO Challenge.



Lori Davies

"Reunion"

BOM through a Texas shop. Quilted by Bears.



Kate Weber

"2nd to Last"

Green scrappy circles quilted by Kate.



Sara Jones

"Forest Animals in Green"

A young woman with a two-year-old son wanted a quilt that had animals, clever sayings, and her favorite color is green. This quilt checks all the boxes, and I hope she likes it. Quilted by Annette Morales.



Kate Weber

"Maple Leaf BOM"

2025 BOM. Quilted by Kate.

Show and Tell Continued



Brad Dumm
Quilt of Valor 1



Brad Dumm
Quilt of Valor 2



Jo Melis
Modern quilt for donation.

Spent 3 hours organizing the pantry... still can't find the turmeric. But hey, now I found out I own three containers of smoked paprika.



Continued

Open Sew

This is not a QBS event; this is For Your Information only.

The Burns Community Center in Lakewood is open to all quilters and needleworkers on the 3rd Wednesday of each month, starting January 21st. All are welcome! Work on specific projects or bring your own. Cutting mats, rotary cutters, irons, and boards are available. You bring a sewing machine, tools (such as pins, scissors, and patterns, etc.), and a project.

Quilting Wednesdays dates: **9 am-3:15 pm**

6/17, 7/15, 8/19, 9/16, 10/21, and 11/18.

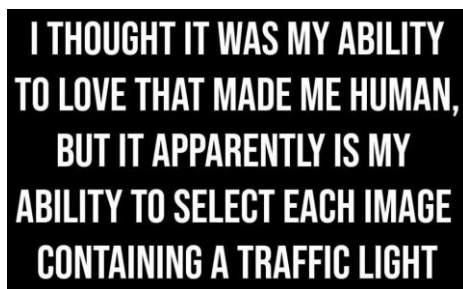
Please mark your calendars.

Burns is located at 5510 Clark Avenue, Lakewood. It is close to restaurants and drive-thru food, or bring your own lunch. This is a community center activity. Everyone is welcome to come and sew.

Ask Teri Meggers, Linda Fowler, Carol Beliso, or Kate Weber for more info.



Travel is a lot easier, when you're with a quilter!





Interim Opportunity Quilt for 2026 By Kate Weber and Committee



Congratulations to Diane Gilbert, the winner of Tropical Wedding Rings. Diane is a member of Long Beach Modern Quilt Guild and was thrilled to get this amazing quilt. She received the quilt and immediately put it to use.

Please read her lovely Thank You card at the guild meeting.



Opportunity Quilt 2026-27 By Kate Weber and Committee

American Glory Revisited

It is our salute to the Declaration of Independence, signed 250 years ago.

The tickets for this quilt are \$5 each or \$20 for five. The drawing for this quilt will be at the 2027 May guild meeting.

Members will receive tickets to purchase themselves or to sell to others. This can be a major fundraiser for our guild. Please make your best effort to sell tickets.

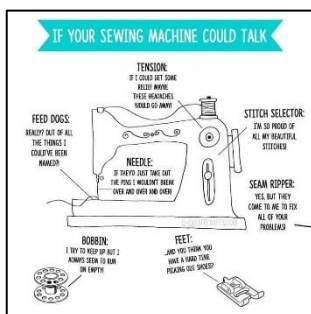
Our terrific quilt makers: Janet Dietzman, Dorothy Foral, Sally Clark, Signe Kaleel, Jo Melis, Alan Calgaro, Patti Pashall, Linda Fowler, and Kate Weber.



Birthdays

Our June Birthday Members

Debbie Migliaro	Jun 16
Sally Ann Clark	Jun 25
Kim Snow	Jun 26



June 2026

Sun.	Mon.	Tue.	Wed.	Thu.	Fri.	Sat.
	1	2	3	4 General Meeting	5	6 Workshop
7	8	9	10 Newsletter Deadline	11	12	13 Sew So Saturday
14	15	16	17	18	19	20 Sew So Saturday
21	22	23	24	25	26	27
28	29	30 Board Meeting				

Schedule of Events

Board Meetings are at Kate's home or via Zoom starting at 6:30.

- **General Meeting** is at Arbor Road Church¹ in the Fellowship Hall Basement at 7pm - doors open at 6:15pm. The program this month is **Alicia Campbell with Batting - What Should I Use?**
- **Workshop** is at Arbor Road Church¹, Room A-110 from 9am to 3pm. This month is **Alicia Campbell with Machine Trapunto.**
- **Sew So Saturdays** are at Carollynn's home in "The Garage" and are subject to change. **9am to whenever.**

Kate's and Carollynn's personal information is in the guild roster.

Upcoming Events	July 09 General Meeting 11 Workshop 18 Sew So Saturday	August We are Dark in August.
------------------------	--	---

¹Arbor Road Church, 5336 E. Arbor Road, Long Beach, CA 90808

Free Project

If you see a FREE PROJECT on the internet, and you think the guild members might enjoy it, please send the link to quiltersbythesea@gmail.com. Thank you.

Something special for Father's Day. **DIY Dapper Tie**



https://weallsew.com/diy-dapper-tie/?sfmc_subscriberkey=5A1DF413-69FD-E711-80F1-3863BB34B7D0

Make several. Now he can have ties to go with everything.



Sew So Saturday by Carolynn Machado-Guarino

Come and enjoy sewing, knitting, or any hand or machine work you would like to do. No obligation to work on any guild project. Shop from our wall of free fabric with smaller and larger pieces. Drop by with a charity donation, fill out a ticket, and say howdy.

Saturdays from 9 am to 5 pm

June 13

June 20

You can find Carolynn's address in the roster. Carpool if possible. Let's keep her neighbors friendly.



Here's what's happening at our sister guild -



Acacia Quilt Guild of Orange County



Programs

www.acaciaquiltguild.org/meetings

Workshops

www.acaciaquiltguild.org/workshops

Membership By Charlotte Lee and Melody Doukenick

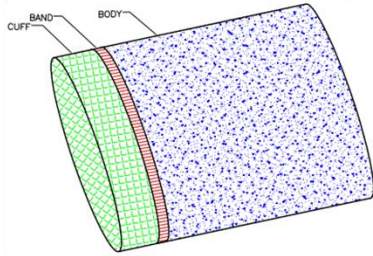
Greetings, fellow quilters! Thank you for wearing your name badges, as we have new faces - introduce yourself too! The roster is done, so print a copy for yourself so that you have it at your fingertips. Until the next guild meeting, happy quilting!

Do you need a name tag? If you don't have one, you may lose out on a Membership raffle. Make your own or purchase an embroidered one through the guild for \$10. Ask at the Library table.

The price will go up in September, so order yours now! Thank you, Alan, for continuing to make the nametags.



Pillowcase instructions by Patti Paschall

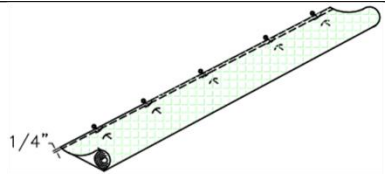
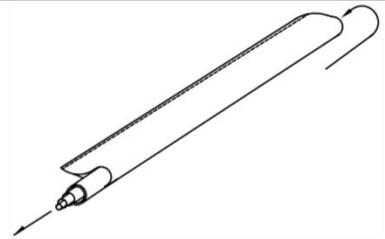
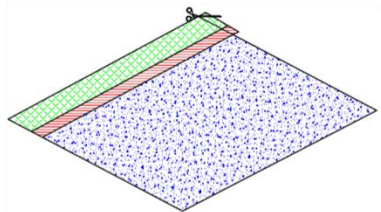
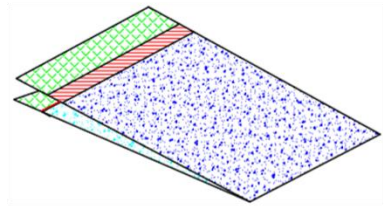
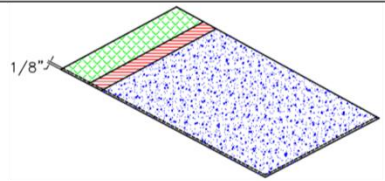
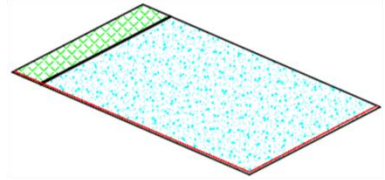
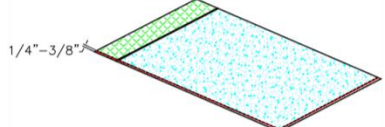
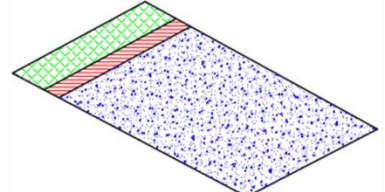
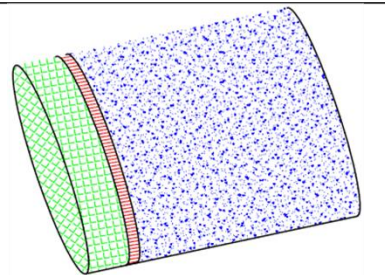


Please note that these pictures were found on the internet. The person who posted them uses 12" of fabric for the cuff, 2 1/2" for the band, and 27" for the body of the pillowcase. We use different measurements, so please disregard the fabric measurements in the pictures.

Material Requirements:

- For the Body 27" by WOF (width of fabric)
- For the Cuff 9" by WOF
- For the Band 3" by WOF

<p>Cut the fabric to the size indicated in the Material Requirements above.</p>	
<p>Press the band piece in half lengthwise, wrong sides together.</p>	
<p>Attach the band: Open band, align one raw edge with the top raw edge of the body Stitch band in place, just a hair to the right of the pressed fold. Refold the band so that both raw edges are aligned with the top of the body.</p>	
<p>Lay and pin fabric together as follows, aligning raw edges: Cuff right side up Body right side up with the band showing</p>	
<p>Roll the body from bottom to halfway up the cuff (or fold the body any way you want, just so you can bring the cuff up over the body)</p>	
<p>Roll the cuff around the body (the body will be encased inside the cuff) and pin the cuff's raw edge to all the other raw edges. Pin all layers together, making sure you don't catch the rolled/folded portion of the body.</p>	

<p>Sew a 1/4" seam along the raw edges.</p> <p>Hint: A walking foot makes this step easier.</p>		
<p>Pull the body out of the cuff, causing the entire cuff to flip right side out.</p>		
<p>Press flat. Fold in half WRONG SIDES TOGETHER (aligning the cuff and band edges) and trim the selvages to straighten sides.</p> <p>Note: the picture has you trim edges first, but then you must do them one at a time instead of one cut for both.</p>		
<p>Sew a 1/4" seam (yes, the picture says 1/8") down the open side and along the bottom. Trim seam to 1/8" inch with either a pinking blade (best option) or a straight blade.</p>		
<p>Press (optional, but makes turning easier). Turn the wrong side out. Push out all corners and Press (again).</p>		
<p>Sew a 1/4" - 3/8" seam down the same side and along the bottom, being careful to encase the previous seam.</p>		
<p>Turn the right side out. Push out all corners and Press.</p>		
<p>You are done - Wonderful.</p>		

What's Happening



By Tish Granillo

Nothing for June from the SCCQG Calendar.

**COME ONE,
COME ALL!**
FRIENDSHIP SQUARE
QUILT GUILD
IS HOLDING A
**GIANT FABRIC
SALE**

Sat. June 13, 2026
10AM-2PM
980 Hillside St.,
La Habra, CA



Fabric starts at
\$2.00 PER YARD
(Non-quilting fabrics also
available)

CASH OR CREDIT CARD*
*\$1.00 TRANSACTION FEE

Save the Date

*Saturday,
June 20*
**HUGE FABRIC
SALE**



June 20, 2026

9:00 am to 4:00 pm

22335 Plummer Street
Chatsworth, CA 91311

Valley Quiltmakers Guild

*Hundreds of yards of beautiful fabric, notions, skeins of
yarn, books, and patterns - all at reduced prices (most
fabric is priced at \$3/yard)*

Don't Miss Out



Kate Weber and Marc Hyatt
Quilters

Kate and Marc Quilt

562-234-3690

Serving LA and OC

Kateandmarcquilt@gmail.com

Please support the advertisers in the QBS newsletter, and when you visit them, please mention where you saw their ad.

The ad rates for 2026 are \$50 for a one-year period, covering any size ad up to one page.



LONGARM QUILTING SERVICE
Lakewood, California

Edge to edge, Border to border, and
light custom quilting

Joyce Lee Allen
562-228-9882
Joyceallen241@gmail.com



New to quilting??? Check out these sites.

Glossary of quilting terms - www.nationalquilterscircle.com/post/glossary-of-quilting-terms/

or here - www.allpeoplequilt.com/how-to-quilt/quilting-basics/complete-list-common-quilting-terms

Here is a [link](#) to a Missouri Star YouTube video called Quilting 101: Parts of the Quilt

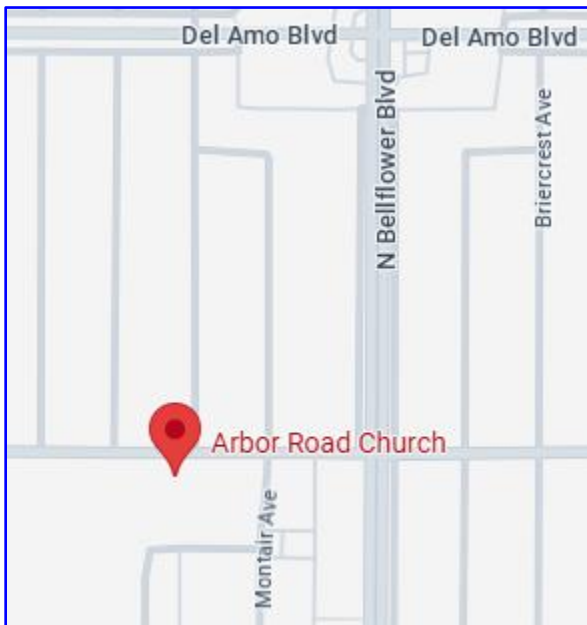
QBS Email Information

Some of us receive emails from the QBS account that say it is from “Quilters By the Sea”, while others say it is from “Suzie Quilter”. Both of these are valid, so if you see “Suzie Quilter”, please don’t junk it. It is from Quilters By the Sea.

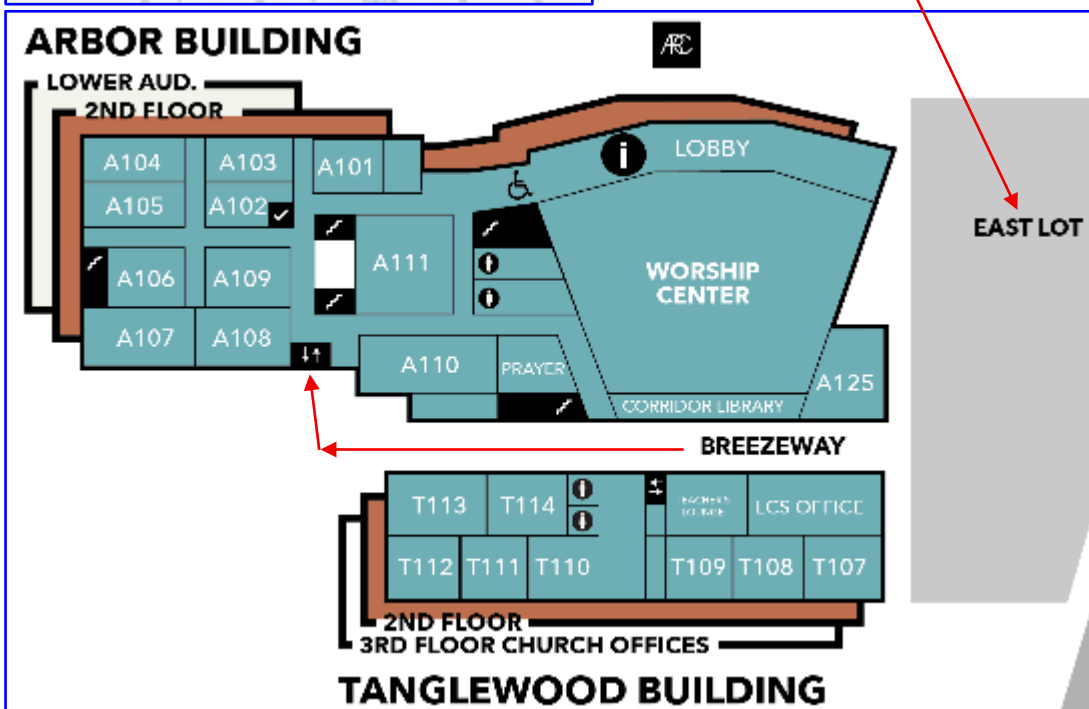
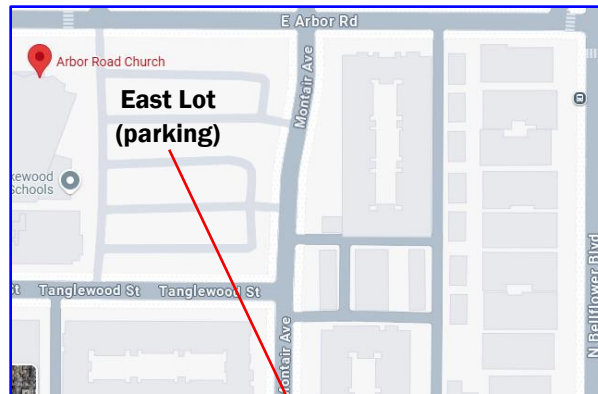


Many of our guild members have allergies; please refrain from wearing perfume/cologne to meetings. Your cooperation in making our gatherings a pleasure for all is much appreciated.

How to get to our meeting location.



The Arbor Road Church at 5336 E. Arbor Road, Long Beach, is located south of Del Amo Blvd. and west of Bellflower Blvd.

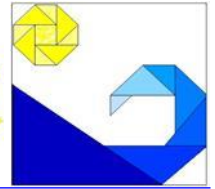


Once you park, here is how you get to the basement where we meet.

Walk through the Breezeway. When you get to the end (there is a chain-link fence stopping you from going any further), turn right and go through the double glass doors. Once inside, you can get to the basement in one of two ways:

1. Use the elevator on your left to go down to B level.
2. Walk straight ahead to the entry of the staircase and walk down.

Quilters by the Sea



Quilters By the Sea
P.O. Box 92814
Long Beach, CA 90809

E-mail: QuiltersByTheSea@gmail.com
Website: quiltersbythesea.com



Like us on
Facebook



*"Quilting for your community
inspires friendships."*



BOARD OF DIRECTORS

- **Elected Officers:**
 - **President**
 - Storage Facilities/Equipment Committee
 - Hospitality Committee
 - Publicity Committee
 - Opportunity Quilt Chair
 - Webmaster Committee/Social Media
 - Guild Meeting Facility Liaison Committee
 - Email Coordinator
 - Fundraisers (Ad Hoc Committee)
 - **First Vice President – Programs**
 - President's Gift Committee
 - **Second Vice President – Workshops**
 - **Secretary**
 - Sunshine and Shadows Committee
 - **Treasurer**
 - **Membership Chair**
 - Greeter Committee
 - **Internal Auditor**
 - **Special Events Chair**
 - **Quilt Show Chair**
 - **Appointed Officers:**
 - **Newsletter Editor**
 - **Parliamentarian**
 - **Librarian**
 - **Intraguild Relations Coordinator**
 - Block of the Month
 - Photographer
 - Raffles
 - Sew So Saturday
 - Show and Tell
 - Retreat
 - Red Hen
 - UFO Challenge
 - **Community Relations Chair**
 - **SCCQG Representative**
- Kate Weber
Linda Monsen
Joyce Allen
Dawn Lindelin
Kate Weber
Dawn Lindelin
Cindy Joe
Patti Paschall
Melinda Bartlett and Cindy Joe
Theresa Vine
Carolynn Machado-Guarino
Lois Wilkinson
Kim Snow
Carolynn Machado-Guarino
Stephanie Ivey
Charlotte Lee & Melody Doukenick
Randy Miller
Jeanette Norman
OPEN
OPEN
- Patti Paschall
Jo Melis
Signe Kaleel & Sally Clark
Jody Baca & Linda Monsen
Alan Calgaro
OPEN
Kim Snow & Carole Jurado
Carolynn Machado-Guarino
Brad Dumm
OPEN
OPEN
Jody Baca & Linda Monsen
Carolynn Machado-Guarino
Tish Granillo

Standing Committees are listed under their respective officers.

GENERAL MEETINGS are held on the **2nd THURSDAY OF EVERY MONTH** unless otherwise stated in the newsletter and/or posted on the [Calendar](#) page of our [website](#).

Doors open at 6:15 pm, Meeting starts at 7:00 pm.
Arbor Road Church, Downstairs in the Fellowship Hall, 5336 E. Arbor Road, Long Beach, CA 90808

BOARD MEETINGS are held 9 days before the General Meeting at 6:30 pm unless otherwise stated in the newsletter and/or posted on the [Calendar](#) page of our [website](#).

NEWSLETTER DEADLINE is the Wednesday after the General Meeting. Please email articles in MS Word format to:
QuiltersByTheSea@gmail.com

As a reminder, we like to keep your information in the Membership Roster correct and up to date. If you have any changes to your information as it appears or if you have updates, please email them to quiltersbythesea@gmail.com.

This guild is organized for educational and charitable purposes. Its objective is to further the quilting excellence through education and travel, and to promote quilting in a philanthropic manner. This corporation does not contemplate pecuniary gain or profit to members thereof and is organized for nonprofit purposes. Annual dues are \$40.00 and shall be payable at or before the January general meeting. Membership shall be prorated if paid at or after the July general meeting and shall be half the full annual dues.

Reminder: visitor/guest fees are \$5.00 for in-person meetings. Fees may be waived by the President or the Vice President of Programs only. Visitor Fees are generally waived when we do not have a paid speaker for that evening.