

## President's Corner By Dr. Deb Belcher

Amy Dement is one of my favorite YouTubers. She's a clever and creative quilter. In a recent YouTube article, she shares questions to ask ourselves to help us determine what we want to create in 2026. So, here are her questions:

Group 1: What do you want to create this year? What quilt/creative accomplishment are you most proud of? What is meaningful/unique to you? What gives you joy? I thought about some of my creations, and my crumb quilts are my favorites, as well as the Laura Heine Sewing Machine design taught in our QBS workshop by Susan Nash. Making it gave me great joy.

Group 2: What do you want to learn or improve? What skills would make your quilting life more enjoyable/easier? Are you stuck on a project because of a skill you need to learn? Last Saturday at the Open Sew/Pillowcase making QBS workshop, several people learned how to make pillowcases for our charities thanks to Dorothy Foral's instruction. I learned how to make an "on point" quilt block with Carollynn Machado's help. The first one I've ever made is to go into the center of a charity quilt I'm creating. Do you want to learn/improve technique, handwork, machine binding, quilting, or perhaps pattern writing? QBS has members who can teach most of these skills, and a lot of information is available on YouTube.

Group 3: How do you want to feel when you quilt? Connected, playful, joyful, bold? More or less of a perfectionist? What makes you feel accomplished? Do you want to enter a Quilt Show? Give back to the community through charity donations, teaching, and/or sharing this art form? We have many members who have taught various skills at some of our workshops and Quilter's University. Our February general meeting featured a great presentation by Nancy Toussaint on Modern Quilt Guild quilts. In addition, four different skills were taught during Quilter's University. Alan Calgaro taught how to make "grippers" for opening bottle caps; Samantha Reams taught English Paper Piecing (EPP) techniques. Signe Kaleel taught us how to do "curved and rounded seams", and Kate Weber taught quilt binding. We have many talented members in our guild; they teach and "give back" to our quilting and local communities in numerous ways. They enjoy sharing, and we enjoy learning.

If you wish to watch the Amy Dement YouTube video that I'm using for my source, the show is titled: Creative Visions at the 18:47 time mark. She shares what she did with her guild to create a "vision board" from the questions I shared in this article. Take a few minutes to consider these ideas and questions for this year, and hopefully, it will inspire you and make your quilting journey more connected and enjoyable.

### Special Points of Interest:

- Time to renew your membership.
- Next Board Meeting – March 3
- Next General Meeting – March 12



## Programs By Alan Calgario

I hope you enjoyed our February program, “Quilter’s University”. We set up 4 stations to provide some education on techniques and projects. Samantha Reams did a hands-on introduction to English paper-piecing, using paper templates to create hexies that can be joined into various projects. Kate Weber shared her knowledge and taught us about a quilt binding process and some special skills. Our next “classroom” had Signe Kaleel teaching us how to do curved and rounded seams – now you can tackle that “Drunkard’s Path” or “Wedding Ring” quilt. Our last presenter, Alan Calgario, shared instructions and supplies for making a Jar/Bottle opener from fabric and rubberized drawer liner.



We like to have a “Quilter’s University” program once a year to share skills and techniques with the members. If you have an idea or a specific request for next year’s program, please let a board member know. Before the University program, our own Nancy Toussaint shared photos and told us about her trip to QuiltCon in 2025. Here are a few photos of the quilts from Nancy’s presentation.



Our presenter in March will be Kitty Oliver, an award-winning quilter and a graduate of the West Coast Quilt Judging Academy. Kitty will tell us what it takes to make an award-winning quilt and the criteria that judges use for quilt competitions.

Mark your calendar - Please join us before the March meeting for a “Meet and Greet” with Kitty at California Pizza Kitchen at the Lakewood Mall. We will meet at 4:30 on Thursday, March 12<sup>th</sup>. Meals are the responsibility of each member, and CPK will donate 20% of the total spent by the guild that entire day back to us.





### Fundraiser

Remember to join the Guild at California Pizza Kitchen in the Lakewood Mall on March 12 for our latest fundraiser. Order any food or drink from 11 am to 9 pm, mention the Quilters by the Sea fundraiser, and enjoy your food. The Guild will receive 20%. If you would like to join the group with our guest speaker, meet at CPK at 4:30. Please share the flyer (on page 23) with friends and family. The support is appreciated.



Sign up soon  
and  
sign up often!



### Workshops By Lois Wilkinson and Theresa Vine

Hello Quilters

Thank you for attending the February 2026 Open Sew Workshop. It was a great opportunity to work on our various projects, UFOs, and learn new techniques for making pillowcases.

Looking forward to seeing you at the March 2026 Workshop with Signe Kaleel-Fabric Postcards!!!!

### Pictures from our Previous Workshops



### Tish and Monè Present a Gift to Melinda

Melinda Bartlett is shown receiving a quilt made "Especially For Her" by members of our guild. The quilt was organized and presented by Tish Granillo, who is a close friend of Melinda's. It features a beach theme and includes sentiments from the "What Cancer Cannot Do" panel. Also pictured with Melinda is Tish's daughter, Monè Granillo.





## Community Relations By Carollynn Machado-Guarino

The Committee hopes you enjoyed the fabric, pillowcase kits, and curated fabric bundles on the free table. We will be bringing more fabric for the free table. Count the 6" folds to determine the yardage. All the fabric has been donated from the heart and is to be made into quilts and other things that bring joy and comfort to you, your family and friends, and those you may or may not meet in the future.

We have benefited from the rainy weather. Folks must have stayed home quilting. We had over 2 dozen finished quilts turned in at the Guild Meeting. We can now donate more than 200 items this quarter. It is heartwarming to think of how many folks will be warmer, sitting and sleeping under the quilts you have made, and how comforted they will be in so many ways.

Please join us on the 4th Saturday of the month [9 am-3 pm] to help find fabric for backings, organize orphan blocks, or perform other tasks while socializing with talented, gifted folks.

Thank you all, and hope to see you soon.

Thank you, Jo Melis, for sharing your wonderful patterns. This month's free pattern is on the next page.

## The Charities We Support

Here is a list of the Charities we support. To find out more about them, click on their name.

[Caring Connections](#) [works with Bellflower schools]

[For the Child](#)

[Long Beach Police Department - Victims Unit](#)

[New Life Beginnings](#)

[Miller's children](#)

[Women's Shelter of Long Beach](#)




## Remember To . . .

- ☺ Pack your Show & Tell items.
- ☺ Bring a friend.
- ☺ Bring change for the raffle.
- ☺ Bring your projects from previous workshops.
- ☺ Bring goodies if it is your turn.
- ☺ Bring your own coffee cup.
- ☺ Wear your name badge.
- ☺ Come early and sign in.
- ☺ Silence your cell phones.
- ☺ Make a new friend and introduce yourself to one of our many new members and guests.
- ☺ HAVE FUN – AND LOTS OF IT!!
- ☺ Clean up your area as you leave.
- ☺ Drive safe



**We make  
great things  
happen when  
we work hand  
in hand.**

## Braided Boxes – 3 Vers (48" x 68")



Pattern drafted by Jo Melis, author of **Geese Busters** and co-author with Patti Paschall of **Speedy Snails**, both available from Amazon.com

### Yardage

Lt Green 7/8 yd (28") cut into eleven 2 1/2" strips  
 White 7/8 yd (28") cut into eleven 2 1/2" strips  
 Purple Print 3/4 yd (26") cut into four 6 1/2" strips  
 Border 7/8 yd (27") cut into six 4 1/2" strips  
 Binding 1/2 yd (15") cut into six 2 1/2" strips  
 Backing 3 yds

### Cut

Crosscut the purple print strips into 6 1/2" squares (6 per strip, 24 needed).


### Sew

Sew each light green strip to a white strip along the long edge. (11 strata)

Take **EIGHT** of the strata and crosscut them @ 6 1/2" to get 48 pieces @ 4-1/2" x 6-1/2".




Take the remaining **THREE** strata and crosscut them @ 2 1/2" to get 48 pieces @ 2-1/2" x 4-1/2".



Take the 48 2-1/2" x 4-2/3" pieces and construct 24 checkerboard squares.



From all the pieces, construct 24 blocks as follows:  
 Make sure the white sides of both rectangles touch the print square.



### Assembly

Select your favorite layout and arrange the blocks as shown at left. Add borders. Quilt and bind.



December 24, 2025

Quilters by the Sea  
PO Box 92814  
Long Beach, CA 90809

Dear Friends at Quilters by the Sea,

Thank you for your generous contribution of \$300.00 (Check #: 1333 on 12/11/2025) and many beautiful quilts.

All of us at For The Child are **grateful for the help you gave** so that children and teens received caring mental health treatment and support to help them recover from the trauma of abuse, neglect, or other difficult challenges in their young lives. I am including a brief annual report of the services your loyal support helped us provide in 2024-2025.

Our construction project to add 2,299 square feet of therapy space to expand young teen and family services, *The John Gogian Teen and Family Center*, is finally finished, making our holidays more joyful. This project took longer than any of us expected, but everyone I talk with who has dealt with city permits and inspections tells me this is not unusual! We plan an Open House and Tours in early spring 2026 and will make sure that you are invited.

Thanks to you, our neediest children and families received generous food support in November.

Thanks to you, our Santa's Workshop this year on December 20th provided toys, quilts, games, clothing and gift cards to 450+ children from our client families with greatest need, bringing smiles to children's faces.

**We could not do this without your gift making our work possible.** No child is turned away because they do not have insurance or the means to pay for the care they need. This core value is central to our mission and has endured for 50 years.

**Thank you for making a difference and wishing you joyful holidays!**

*Michele*  
Michele Winterstein, Ph.D.  
Executive Director

*We gave out so many wonderful quilts at Santa's Workshop and our families appreciate them. Thank you for the lovely holiday party. Happy New Year! M.*

4565 California Avenue, Long Beach, CA 90807  
(562) 422-8472  
[www.forthchild.org](http://www.forthchild.org)  
Tax ID 501(c) 3 95-3601230



## LONG BEACH POLICE OFFICERS MEMORIAL WIDOWS EMERGENCY & SCHOLARSHIP FUND

---

2865 TEMPLE AVENUE ~ LONG BEACH, CALIFORNIA 90755 ~ (562) 426-1201

December 18, 2025

Quilters By The Sea  
PO Box 92814  
Long Beach CA 90809-2814

Dear Quilters By The Sea:

On behalf of the families of the Long Beach Police Officers, I would like to personally thank you for your very generous donation of \$150.00 to the Long Beach Police Officers Memorial Widows Emergency and Scholarship Trust Fund.

With your support, we will continue to be of assistance to the officers and their families.

Again, thank you for your thoughtful and generous donation.

Sincerely,

A handwritten signature in black ink, appearing to read "James Foster".

James Foster  
Chairman

JF/km



Long Beach Medical Center Foundation  
Miller Children's & Women's  
Hospital Long Beach Foundation

December 17, 2025

Quilters by the Sea  
PO Box 92814  
Long Beach, CA 90809

Dear Friends:

On behalf of our Board of Directors, our caregivers, and the thousands of patients we serve, I would like to extend my heartfelt appreciation for your generous gift to Long Beach Medical Center and Miller Children's & Women's Hospital Long Beach.

Your contribution today will allow us to continue to invest in leading-edge treatments and equipment to treat every patient that needs care – especially those with limited financial ability and access to care anywhere else. A growing patient population, over 200,000 each year, are served at Long Beach Medical Center and Miller Children's & Women's Hospital. Your support will ensure more patients have access to the life-saving treatments, resources, and one-on-one support they need to reach for a hopeful future beyond their health challenges.

You are creating smiles, bringing comfort, and – ultimately – changing lives.

With gratitude,

A handwritten signature in blue ink that reads "Robert Gunsalus".

Robert Gunsalus  
President

**Amount Received:** \$150.00

**Gift Date:** 12/11/2025

**Designation:** Child Life Program

Memorial Medical Center Foundation, a 501(c)(3) organization, Federal ID #95-6105984, is the designated recipient of all gifts and grants for Long Beach Medical Center and Miller Children's & Women's Hospital Long Beach and provided no goods or services to you in return of your charitable gift. Please keep this receipt for your tax records. Your gift is tax deductible to the extent allowed by the law.



December 16, 2025

**Board of Directors**

*President*

Felipe "Mike" Vela

*President-Elect*

Nathalie Wilson

*Secretary*

Barbara Long

*Treasurer*

Bella Wang

Scott Apel

Candace Bandoian

Rubi Castro

Frank Dunnick

Carol Grabowski

Gabriela Hobe

Courtney Russell

Ellis Sanchez

Freeman H. Welch

**Honorary Board**

Harry Saltzgaver

Bruce G. Alton

Tom Angell

Hon. Al Austin, II

Venetta Campbell

Timothy Carpenter-Palmer

Jeanne Caveness

Stephanie Dowds

M. Lissette Flores

Kristi Fisher

Hon. Lena Gonzalez

Hon. Doug Haubert

Mary Hancock Hinds

Hon. Bonnie Lowenthal

June Maglinick

Hon. Beverly O'Neill

Freda Hinsche Otto

Sharon Panian

Suzie Price

**Executive Director & CEO**

Kent Wallace-Meggs

Ms. Lori Davies & Ms. Carollynn Machado-Guarino

Quilters by the Sea

PO Box 92814

Long Beach, CA 90809-2814

Dear Lori & Carollynn,

In this season of giving, knowing who receives that generosity makes it feel so much more personal. Their stories are the proof that what WSLB is doing to help survivors of domestic violence truly is making a difference in people's lives. To give a voice and name to both the incredibly brave and strong survivors and those that make such heartfelt and impactful gifts, meet Rashad and Max:

"People don't like to admit it, but men can be victims too...When things got too heavy and the safety of my kids came first, I did something I never imagined — I took my family to the WomenShelter of Long Beach...The staff welcomed me and my kids like we were human beings who deserved peace...They gave us space to breathe, to regroup, to remember we still had worth...When you're a father trying to protect your babies, that kind of support hits deep. Now we're rebuilding...We're moving forward with our heads up. And I'm grateful for the people at that shelter who helped us stand back on our feet when life had knocked us down." – Rashad, Survivor

When we asked Max, our youngest donor at just 6 years old, why he decided to donate his lemonade stand money to WSLB last year, he had this to say:

"Because you take care of people. I want to help the whole world be safe and happy and have what they need. I'm excited that my money goes to giving people a safe place to stay, 'cause that's very important. I read Rashad's email story and it made me want to give even more." – Max, Donor

You are the reason Rashad and his children are back on their feet. He is the reason Max felt inspired to give. Even \$45 from a lemonade stand can help change someone's life for the better. Be like Max to help someone like Rashad.

On behalf of everyone impacted by our programs – **thank you.**

With heartfelt gratitude and best wishes for the New Year,

Kent Wallace-Meggs (he/they)  
Executive Director / CEO

Your gift is fully tax-deductible, allowable by law, as you have received no goods or services in exchange for your contribution. Please retain this letter for your financial records.

Federal Tax ID #95-1644058

P.O. Box 17098  
Long Beach, CA 90807

[www.womenshelterlb.org](http://www.womenshelterlb.org)

Domestic Violence Resource Center  
(562) 437-7233



December 16, 2025

**Board of Directors**

*President*

Felipe "Mike" Vela

*President-Elect*

Nathalie Wilson

*Secretary*

Barbara Long

*Treasurer*

Bella Wang

Scott Apel  
Candace Bandoian  
Rubi Castro  
Frank Dunnick  
Carol Grabowski  
Gabriela Hobe  
Courtney Russell  
Ellis Sanchez  
Freeman H. Welch

**Honorary Board**

Harry Saltzgaver  
Bruce G. Alton  
Tom Angell  
Hon. Al Austin, II  
Venetta Campbell  
Timothy Carpenter-Palmer  
Jeane Caveness  
Stephanie Dowds  
M. Lissette Flores  
Kristi Fisher  
Hon. Lena Gonzalez  
Hon. Doug Haubert  
Mary Hancock Hinds  
Hon. Bonnie Lowenthal  
June Magilnick  
Hon. Beverly O'Neill  
Freda Hinsche Otto  
Sharon Panian  
Suzie Price

**Executive Director & CEO**

Kent Wallace-Meggs

Ms. Carolyn Guarino  
Quilters by the Sea  
PO Box 92814  
Long Beach, CA 90809-2814

Dear Carolyn,

In this season of giving, knowing who receives that generosity makes it feel so much more personal. Their stories are the proof that what WSLB is doing to help survivors of domestic violence truly is making a difference in people's lives. To give a voice and name to both the incredibly brave and strong survivors and those that make such heartfelt and impactful gifts, meet Rashad and Max:

"People don't like to admit it, but men can be victims too...When things got too heavy and the safety of my kids came first, I did something I never imagined — I took my family to the WomenShelter of Long Beach...The staff welcomed me and my kids like we were human beings who deserved peace...They gave us space to breathe, to regroup, to remember we still had worth...When you're a father trying to protect your babies, that kind of support hits deep. Now we're rebuilding...We're moving forward with our heads up. And I'm grateful for the people at that shelter who helped us stand back on our feet when life had knocked us down." – Rashad, Survivor

When we asked Max, our youngest donor at just 6 years old, why he decided to donate his lemonade stand money to WSLB last year, he had this to say:

"Because you take care of people. I want to help the whole world be safe and happy and have what they need. I'm excited that my money goes to giving people a safe place to stay, 'cause that's very important. I read Rashad's email story and it made me want to give even more." – Max, Donor

You are the reason Rashad and his children are back on their feet. *He* is the reason Max felt inspired to give. Even \$45 from a lemonade stand can help change someone's life for the better. Be like Max to help someone like Rashad.

On behalf of everyone impacted by our programs – **thank you.**

With heartfelt gratitude and best wishes for the New Year,

  
Kent Wallace-Meggs (he/they)  
Executive Director / CEO



*Your gift is fully tax-deductible, allowable by law, as you have received no goods or services in exchange for your contribution. Please retain this letter for your financial records.*

 Federal Tax ID #95-1644058

 P.O. Box 17098  
Long Beach, CA 90807

 [www.womenshelterlb.org](http://www.womenshelterlb.org)

 Domestic Violence Resource Center  
(562) 437-7233

## Show and Tell By Dorothy Foral and Brad Dumm

The first 3 pictures are from our February theme, Valentine's Hearts and fabrics you love.



**Edyth Henrickson**

Edyth made this beautiful "Valentine Heart" quilt with the hearts on their sides. She really wanted them straight, but she followed the woven hearts pattern. Annette Morales completed Edyth's lovely quilt with her quilting stitches.



**Dorothy Foral**

Dorothy told us the history of this piece of silk fabric she loves so much. She bought it in Thailand and gave it to her best friend over 50 years ago. Last year, her friend gave it back to her! She was afraid to cut into it. So is Dorothy.



**Tish Granillo**

Tish's amazing panel of powerful dragons, which she calls "Marco's Christmas Present", is a gift going to her daughter's "BF", Marco. Quilted by Kate Weber. Very cool, Tish.



**Signe Kaleel**

Signe combined several "Heart" designs on her Valentine's quilt and added embellishments like crochet dollies. She did her own quilting on this beauty.



**Marc Hyatt**

Mark is calling this adorable quilt, "Woof! Woof!" He quilted it himself. It was made with his "Winnings" from our Block of the Month, "Dog Face." All our members loved this fun block.



**Patti Paschall**

A "Color Theory" quilt for donation.



**Thanks to all the participants! Without your beautiful quilts there would be no Show and Tell.**

**The theme for March is any item that is "Green." This month, we are requesting any "Knitted" or "Crocheted" items you have made and would like to share, while it is still cold outside.**



Continued



**Randy Miller**

This stunning quilt was purchased at "ROAD to CA" in 2025 as a kit. Randy is calling her quilt "Bluesette". I was quilted by Angela Dean, and it is very impressive in its size and different shades of blue prints.



**Signe Kaleel**

This is another one of Signe's quilts, which she is calling "Blue Stars". Quilted by Madaline Serna.



**Melody Doukenick**

Melody is calling her sweet quilt "Flowers with a Cross". It was quilted by Mel. She told us she made a mistake with it, but we all loved it just the same.



**Sara Jones**

Sara proudly shared her Storybook Quilt, Pillowcase, and Dr. Seuss book for our donations to Miller Children's Hospital. It came to her as a panel "Green Eggs & Ham". Sara very cleverly added borders, sashings, and polka-dot binding. Annette Morales did the quilting. Also shown is Sara's matching pillowcase.



**Signe Kaleel**

Signe is calling her quilt "OCEAN," made from half-square triangles. All of Signe's fabrics have a beach or seashore vibe. Quilted by Madaline Serna.



Continued



**Kate Weber**

Kate is calling this modern brown tortilla quilt "The Last One"!! It was made from scraps that resemble tortillas when prepared. She is donating it to our charities.



**Kate Weber**

Kate's "Pumpkin" wall hanging was made when she didn't have 2 1/2" strips. However, she did have a lot of strip scraps. It is very impressive and fun, as are the different sizes of the gourds. The appliquéd vines and leaves added to the unique design. Super cute.



**Kate Weber**

Her "Shirt" quilt is from practice blocks made by students who have taken the Moda Shirt Class. It is going to Community Relations. Kate does her own quilting. Also shown is the backing. Kate used a wonderful find of fabric with printed words for her backing. Love the splash of dots on her binding.



**Jo Melis**

She combined 3 prior versions of Braided Boxes into one pattern (page 5). She made this one from the first layout. It is for donation



**Kate Weber**

She is calling this one "Green Hawaiian." All these blocks were found in a 2021 donation to our Guild. Kate quilted this one and is donating it to Community Relations.






## Interim Opportunity Quilt for 2026 By Kate Weber and Committee



Great News! We made \$126 at the South Bay Quilt Show on Saturday. Thank you to Melody, Tish, and Janet for selling tickets. Our total income to date is over \$400.00!

Sad news-I forgot to take photos!

Good news! We have two confirmed quilt visits for March and April. Crazy Quilters of Laguna Woods and LA County QG in Downey.



### Birthdays

Our March Birthday Members	Cindy Joe	Mar 12
	Debbie Ruhlow	Mar 25
	Tawana Dillon	Mar 26



### Open Sew

This is not a QBS event; this is For Your Information only.

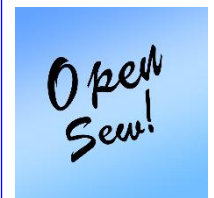
The Burns Community Center in Lakewood is open to all quilters and needleworkers on the 3rd Wednesday of each month, starting January 21st. All are welcome! Work on specific projects or bring your own. Cutting mats, rotary cutters, irons, and boards are available. You bring a sewing machine, tools (such as pins, scissors, and patterns, etc.), and a project.

**Quilting Wednesdays dates: 9 am-3:15 pm**  
3/18, 4/15, 5/20, 6/17, 7/15, 8/19, 9/16, 10/21, and 11/18.

Please mark your calendars.

Burns is located at 5510 Clark Avenue, Lakewood. It is close to restaurants and drive-thru food, or bring your own lunch. This is a community center activity. Everyone is welcome to come and sew.

Ask Teri Meggers, Linda Fowler, Carol Beliso, or Kate Weber for more info.



### National Quilting Month and Day

National Quilting Month is celebrated throughout March to honor the artistry, history, and skill of quilting. Established in 1991, this month-long, global event highlights the craft through workshops, exhibitions, and, specifically, National Quilting Day, which is celebrated on the third Saturday of March.



# March 2026

Sun.	Mon.	Tue.	Wed.	Thu.	Fri.	Sat.
1	2	3 Board Meeting	4	5	6	7 Sew So Saturday
8	9	10	11	12 General Meeting	13	14 Workshop
15	16	17	18 Newsletter Deadline	19	20	21 Sew So Saturday
22	23	24	25	26	27	28
29	30	31 Board Meeting				

## Schedule of Events

**Board Meetings** are at Carolynn's home or via Zoom, starting at 6:30.

- **General Meeting** is at Arbor Road Church<sup>1</sup> in the Fellowship Hall Basement at 7 pm - doors open at 6:15 pm. The program this month is **You Be the Judge! With Kitty Oliver**

- **Workshop** is at Arbor Road Church<sup>1</sup>, Room A-110 from 9 am to 3 pm. This month is **Fabric Postcards with Signe Kaleel**.

- **Sew So Saturdays** are at Carolynn's home in "The Garage" and are subject to change. **9 am to whenever**.

Carolynn's personal information is in the guild roster.

<b>Upcoming Events</b>	<b>April</b>	04 Sew So Saturday 09 General Meeting 11 Workshop 18 Sew So Saturday
	<b>May</b>	02 Sew So Saturday 05 Board Meeting 09 Sew So Saturday 14 General Meeting 16 Workshop

<sup>1</sup>Arbor Road Church, 5336 E. Arbor Road, Long Beach, CA 90808

## Free Project

If you see a FREE PROJECT on the internet and think the guild members might enjoy it, please send the link to [quiltersbythesea@gmail.com](mailto:quiltersbythesea@gmail.com). Thank you.



### Spool Keychain Fob

<https://www.diaryofaquilter.com/handmade-spool-key-fob/>

Great for your keys and your rotary cutter. If you make one for your rotary cutter, put your name on the backside. This way, you can easily tell which rotary cutter is yours when you are in a workshop/class.



### Owl Pincushions

<https://www.youtube.com/watch?v=hUUWnjpyrBQ>

These would make great gifts. Note: The video is not in English.

## Hospitality by Joyce Allen

Please bring snacks for our next general meeting if your name begins with the letters as indicated below. Extra goodies are always welcome.

### March last names beginning with E-G

Thank you for your contribution to the snacks.

I will make coffee and punch and provide napkins and plates to serve your snacks.

## Sew So Saturday by Carollynn Machado-Guarino

Come and enjoy sewing, knitting, or any hand or machine work you would like to do. No obligation to work on any guild project. Shop from our wall of free fabric with smaller and larger pieces. Drop by with a charity donation, fill out a ticket, and say howdy.

Saturdays from 9 am to 5 pm

March 7

March 21

You can find Carollynn's address in the roster. Carpool if possible. Let's keep her neighbors friendly.

Here's what's happening at our sister guild -




Acacia Quilt Guild of Orange County

### Programs

[www.acaciaquiltguild.org/meetings](http://www.acaciaquiltguild.org/meetings)

### Workshops

[www.acaciaquiltguild.org/workshops](http://www.acaciaquiltguild.org/workshops)



## Parliamentarian By Jo Melis

The Board has passed a motion to post the Code of Conduct on the website and to add it as a reference in Part I, Paragraph 2 of the Standing Rules, as shown below. The membership will be voting at the March guild meeting as to whether or not to adopt these changes.

PARAGRAPH 2: The documents that will be referenced as guidelines for QBS shall be

- A. Standing Rules and Bylaws jointly.
- B. Other resources and references from within the quilting community as defined by the Southern California Council of Quilt Guilds (SCCQG).
- C. Robert's Rules of Order Newly Revised (current or recent editions).
- D. **Code of Conduct**

The Code of Conduct reads as follows:

### QBS Code of Conduct

To ensure a fun, safe, and harassment-free environment for everyone, Quilters by the Sea members agree to do the following:

#### Behavior Standards

- Treat each other with dignity, courtesy, and respect
- Be inclusive, inviting, and welcoming to others, especially to newcomers
- Be respectful of differing opinions, viewpoints, and experiences
- Communicate openly with others and graciously accept constructive feedback
- Act honestly and ethically
- Carry out their roles to the best of their abilities
- Be accountable for their actions
- Be responsible for their own safety
- Be respectful of the guild's and other people's belongings and property
- Be punctual for meetings and avoid side conversations while speakers are presenting
- Dress appropriately
- Many members have allergies, so avoid wearing perfumes or colognes to guild events
- Follow all relevant policies, procedures, rules and regulations of the rental property

#### Unacceptable Behaviors

- Disparaging or criticizing others' work or opinions, especially in front of guests
- Use of obscenity, profanity, or vulgarity
- Coming to a guild function impaired (i.e., drunk, high, etc.)
- Discrimination or harassment based on race, gender, age, religion, or sexual orientation
- Use of membership lists for unauthorized solicitation, political purposes, or anything other than QBS

#### Conflict Resolution

Bring your complaints or concerns to any member of the QBS Board so that they can investigate and help find a resolution. Please provide specific, confirmable details and have at least one witness available.

#### Punishments and Sanctions

The QBS Board reserves the right to impose sanctions based on the severity of the violation. A quorum must agree that the complaint or infraction should be addressed, and the consequences will be carried out by the Guild President.

**Verbal or Written Reprimand:** A formal warning will be issued for minor or first-time infractions, such as disruptive behavior at a meeting.

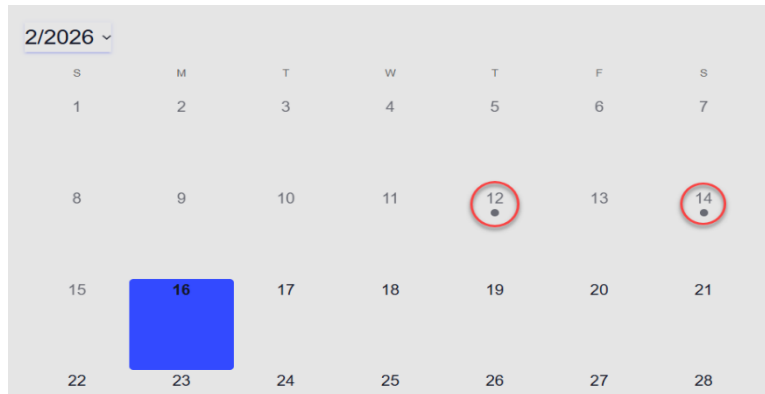
**Suspension:** Issued for more serious infractions or repeated minor issues; a temporary removal of membership rights for a specified period. Suspended members cannot participate in guild activities or vote.

**Termination/Expulsion:** Issued for egregious infractions or repetitive behavior inconsistent with the Behavior Standards identified above. Permanent revocation of membership for severe conduct violations, theft of guild property, or misuse of funds.

# Website By Dawn Lindelin

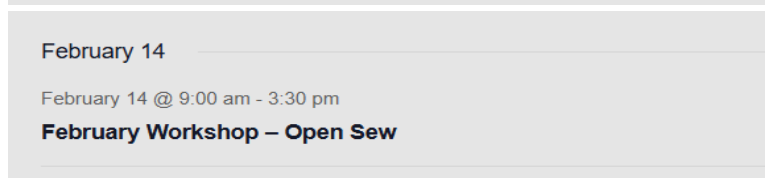


Did you know the Quilters by the Sea website has a calendar? Here's where you find it and how to use it. From the Quilters by the Sea home page, go to the top menu bar. The calendar page link is located there.

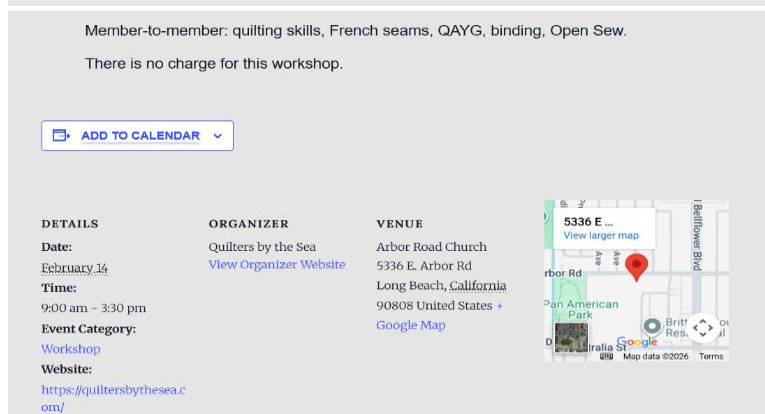


Once you've opened the calendar, it will be set to the current month. Any events happening that month are indicated by a blue dot on the date.

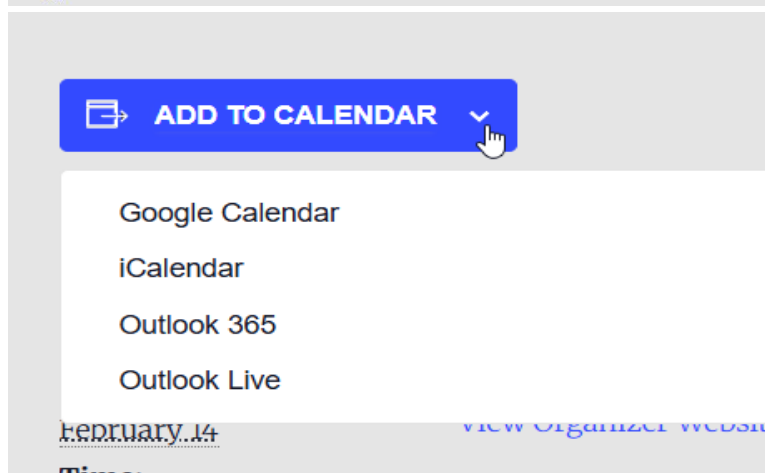
Click on any date that has a blue dot, and the event title opens at the bottom of the calendar.



For more details on the event, click on the title, in this example, it's *February Workshop – Open Sew*, and a new screen will open.



There may be links to supply lists, workshop registration forms, etc.



You may also want to add the event to your personal calendar by clicking on the *Add to Calendar* link.

This gives you several options depending on the type of digital calendar you use. Never miss another Quilters by the Sea event by utilizing this website feature!

February 14 [View Organizer Website](#)

Time:



## Membership By Charlotte Lee and Melody Doukenick

Thank you to all who have renewed your membership for 2026 (membership form on page 22). If you haven't already done so, this is a reminder to do so! The roster will be updated soon, and you will want to be on it. Thank you for wearing your name badges. See you at the next guild meeting. Until then, happy quilting!!

Sign up for  
ANNUAL  
MEMBERSHIP

## Sunshine and Shadows by Carollynn Machado-Guarino

If you know of anyone who could use a card, please let me know.



Block of  
the  
Month




## Intraguild BOM by Alan Calgaro

The newly introduced block for Feb/Mar is "Turning Pages". As we start a new chapter for 2026, let's try a new block! Thank you to Dorothy Foral for providing the pattern and instructions for this month's block. Wouldn't it be fun to make a quilt that features a wide selection of colorful books?



Instructions are on the next 2 pages.



"Just cleared out some space in the freezer" sounds so much more productive than "I just polished off another pint of ice cream."

Kindness  
can't sit down  
simply because  
Anger has  
stood  
Up

## "TURNING THE PAGES"

#1- Self Fabric: Book Cover cut 1 5/2" wide X 6 1/2" long

#2- Contrast 1: Book Binding cut 1 1/2" wide X 6 1/2" long

Contrast 1: for group section cut a square 1 1/2" X 1 1/2"

#3- Contrast 2: Printed Words or Stripe fabric. Use Pattern "

#4- Contrast 3: Back of book Use Pattern "B"  
(suggest dark color)

Contrast 3: Use Tiny Pattern "C"

Background Fabric:

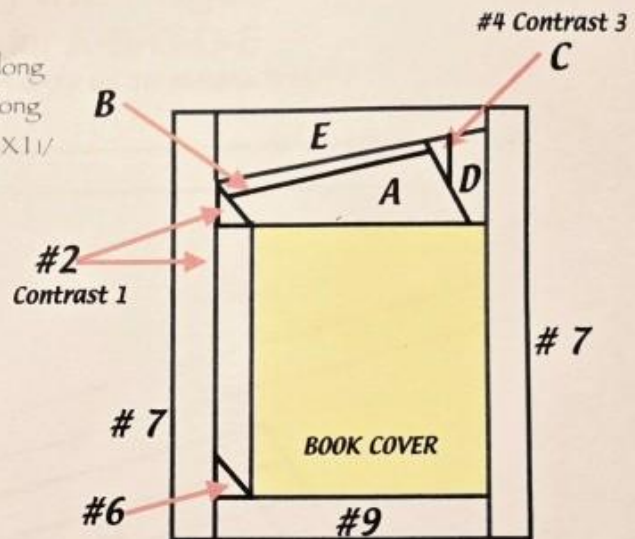
#5- Cut 1 Use Pattern "D"

#6- Cut 1 1 1/2" X 1 1/2" square for bottom of book binding

#7- Cut 2 sides 2 1/2" X 10 1/2" long for side borders

#8- Cut 1 top border Use Pattern "E"

#9- Cut 1 bottom border 1 1/2" X 5 1/2"



Lay all pieces following the sketch. Following cutting order #1-9. All seams are 1/4"

Sewing Instructions: Starting with patterns A,B,C,D,E

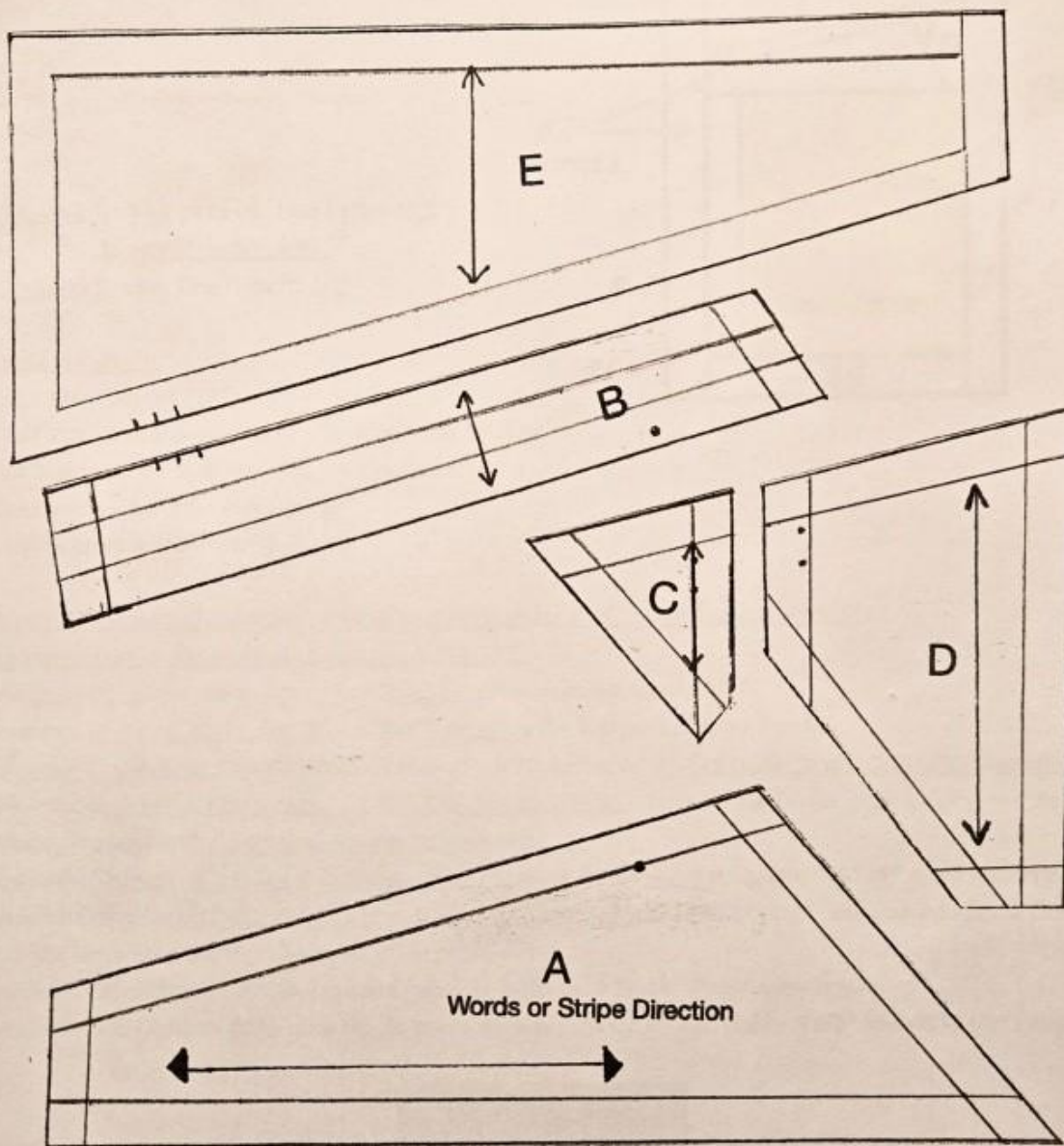
1. Sew "A to B", press seams up. Join "C to D" press seams towards A & B.
2. Then sew (A-B) to (C-D) to "E". This "Group" is the top part of your block.
3. Following the Sketch: Draw a Diagonal line corner to corner on #2 Contrast 1 the 1 1/2" X 1 1/2" X square.
4. Sew to bottom left corner of your (A,B,C,D,E Group Pieces) press & cut under layer leaving 1/4" seams
5. Draw a diagonal on Background #6 the 1 1/2" square.
6. Sew to the Bottom of the Book Binding (#2 contrast 1) Press & cut away layer to 1/4" seam underneath.
7. Attach binding to left side of the face of Book, matching seam at The Group. Press towards Book Cover.
8. Join the binding to the top (A-E group) & press seam.
9. Join the Bottom border #9 background fabric to bottom of block. Press seam down.
10. Sew both side Borders #7 to your block, press seams. Block should finish: 9 1/2" Wide X 10 1/2" Length




# "Turning the Pages"

## Patterns for A-B-C-D-E

(follow instructions & cut on the outside line)





**Quilters By the Sea**  
**Membership Registration**  
**January 1, 20\_\_ to December 31, 20\_\_**

For new members, please fill in the information below. If you are renewing your membership, please fill in your name and note any information that has changed.

Membership Type: (please check one)

- New     Renewal     Charter     Junior

**Name:** \_\_\_\_\_

**Address:** \_\_\_\_\_

**City:** \_\_\_\_\_ **State:**  CA;  Other: \_\_\_\_\_

**Zip Code:** \_\_\_\_\_

**Phone:** \_\_\_\_\_  Home;  Cell;  Work

**2nd Phone:** \_\_\_\_\_  Home;  Cell;  Work

**Birthday: Month** \_\_\_\_\_ **Day** \_\_\_\_\_ (No year please)

**Email:** \_\_\_\_\_

**Other Information:** \_\_\_\_\_

**DUES / FEES**

\$40.00 Yearly

\$20.00 after July 1st

**Make checks payable to "Quilters By the Sea"**

**Dues are due no later than the February General Meeting**

Submit to Membership or Mail to: P.O. Box 92814, Long Beach, CA 90809


For Administrative Use

Received: \_\_\_\_\_

Entered: \_\_\_\_\_

Check #: \_\_\_\_\_

Receipt #: \_\_\_\_\_



# PIZZA WITH A PURPOSE

Show this flyer or mention the organization listed below on your visit, and California Pizza Kitchen will **DONATE 20% OF ALL FOOD & BEVERAGE SALES** on your check to the organization listed below. Purchases include dine-in, take-out, catering, and online orders at CPK.com when you enter **BACK20%** at checkout.

## FUNDRAISER IN SUPPORT OF:

QUILTERS BY THE SEA

---

ORGANIZATION

03/12/26

---

DATE

## VALID AT THE FOLLOWING LOCATION:

**CALIFORNIA PIZZA KITCHEN**

LAKESWOOD

---

CPK LOCATION

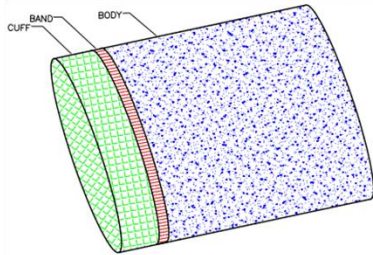
125 LAKESWOOD CENTER MALL DRIVE

---

ADDRESS

Fundraiser valid only on the date(s) and at the CPK location(s) identified on this flyer. Only 501c organizations and non-profit schools are eligible to participate in CPK's fundraiser program. CPK will donate 20% (twenty percent) of all food and beverage sales to the organization. Tax, gratuity, gift card and retail sales are excluded from the donation. Valid for dine-in, takeout, online, catering, curbside or delivery orders placed directly with CPK. Not valid for orders placed or fulfilled through third-party delivery. Void if flyer is distributed in or near restaurant. For more information about the 501c organization participating in the fundraiser, please contact the organization directly. Not valid at franchise locations in Guam, stadium, university, international, airport locations, or the Grand Sierra Resort and Casino.

## Pillowcase instructions by Patti Paschall

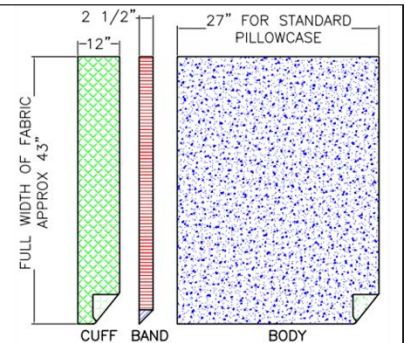


Please note that these pictures were found on the internet. The person who posted them uses 12" of fabric for the cuff, 2 1/2" for the band, and 27" for the body of the pillowcase. We use different measurements, so please disregard the fabric measurements in the pictures.

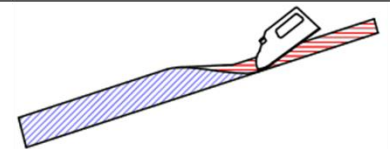
### Material Requirements:

For the Body 27" by WOF (width of fabric)  
 For the Cuff 9" by WOF  
 For the Band 3" by WOF

Cut the fabric to the size indicated in the **Material Requirements** above.



Press the band piece in half lengthwise, wrong sides together.

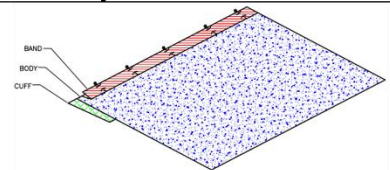


Attach the band:

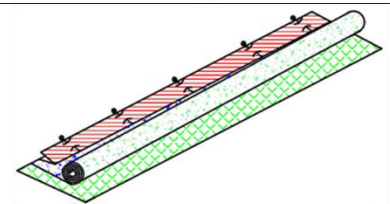
Open band, align one raw edge with the top raw edge of the body  
 Stitch band in place, just a hair to the right of the pressed fold.  
 Refold the band so that both raw edges are aligned with the top of the body.

Lay and pin fabric together as follows, aligning raw edges:

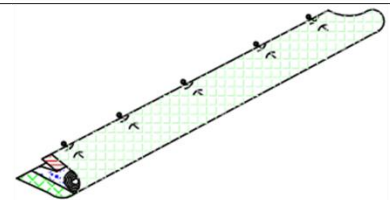
Cuff right side up  
 Body right side up with the band showing



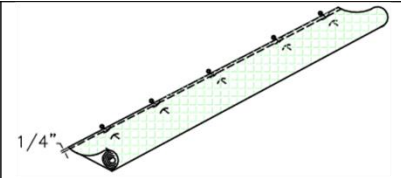
Roll the body from bottom to halfway up the cuff (or fold the body any way you want, just so you can bring the cuff up over the body)



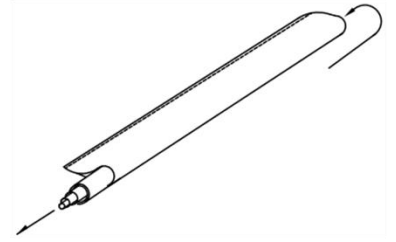
Roll the cuff around the body (the body will be encased inside the cuff) and pin the cuff's raw edge to all the other raw edges. Pin all layers together, making sure you don't catch the rolled/folded portion of the body.



Sew a 1/4" seam along the raw edges.  
Hint: A walking foot makes this step easier.

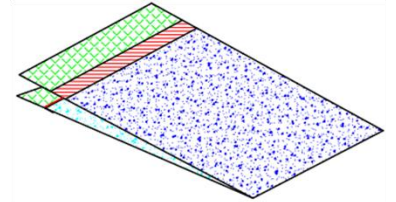
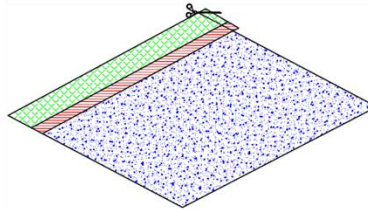


Pull the body out of the cuff, causing the entire cuff to flip right side out.

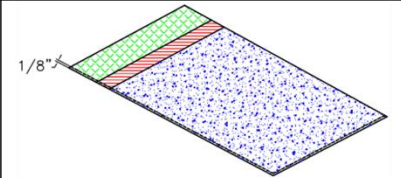


Press flat. Fold in half **WRONG SIDES TOGETHER** (aligning the cuff and band edges) and trim the selvages to straighten sides.

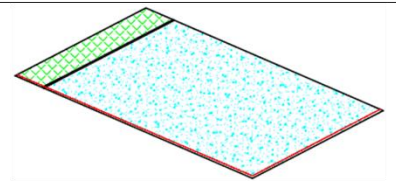
Note: the picture has you trim edges first, but then you must do them one at a time instead of one cut for both.



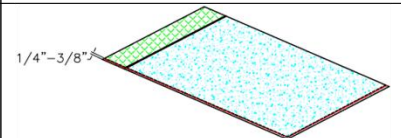
Sew a 1/4" seam (yes, the picture says 1/8") down the open side and along the bottom. Trim seam to 1/8" inch with either a pinking blade (best option) or a straight blade.



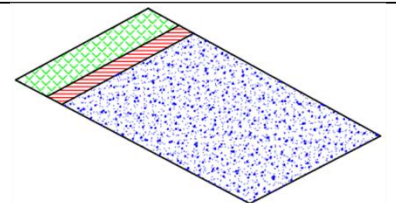
Press (optional, but makes turning easier).  
Turn the wrong side out. Push out all corners and Press (again).



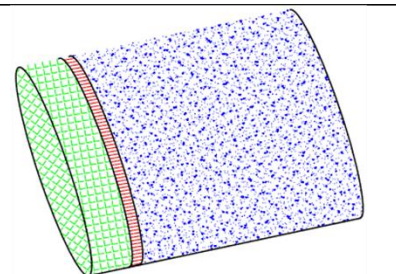
Sew a 1/4" - 3/8" seam down the same side and along the bottom, being careful to encase the previous seam.



Turn the right side out. Push out all corners and Press.



You are done - Wonderful.



# What's Happening



## By Tish Granillo

### In Partnership with Quilters Piece Corps of Victor Valley

When: March 21, 2026, from 11:00 am to 3:00 pm

Where: Victor Valley Museum, 11873 Apple Valley Rd., Apple Valley, CA

Details: Join us at the Victor Valley Museum for this collaborative event. For more information, please contact Kathy at [quilters@quilterspiececorps.com](mailto:quilters@quilterspiececorps.com) or visit [museum.sbcounty.gov](http://museum.sbcounty.gov).

### El Dorado Broadcasters (formerly the Women's Expo) 2026 Girls' Day Out

When: March 14, 2026, from 9:00 am to 3:00 pm

Where: San Bernardino County Fairgrounds, 14800 7th St, Victorville, CA

Details: The 2026 Girls' Day Out features shopping, health and lifestyle information, fashion, and cocktails.



[Central Coast Quilt Shop Tour](#)

 Over 150 Quilts on Exhibit  
Opportunity Quilt Drawing  
Raffle Baskets  
Boutique & Vendors  
Auction Saturday 2:00pm

## Quilt Show

**April 17-18, 2026**  
Friday 5:30pm – 8pm  
Fundraiser Preview \$25  
(includes access to Saturday Event,  
Wine Pull, Appetizers & More! )  
Saturday 10am – 5pm  
General Admission \$10

  
For more information:  
Beach Cities Quilters Guild  
[www.beachcitiesquilters.org](http://www.beachcitiesquilters.org)



Norman P. Murray Community & Senior Center  
24922 Veterans Way  
Mission Viejo, CA 92692  
Air Conditioned—Free Parking  
No strollers please!

[Beach Cities Quilter's Guild Show](#)



**San Diego**

## Spring Quilt Shop Hop

**March 6th - 14th 2026**  
FREE Table Runner Pattern from each Quilt Shop!  
Monday - Saturday 9:30a.m. - 6:00p.m.  
Sunday 10:00a.m. - 4:00p.m.

[www.cruisingquilters.com](http://www.cruisingquilters.com)

Kate Weber and Marc Hyatt  
Quilters

---

**Kate and Marc Quilt**

---

562-234-3690

Serving LA and OC

Kateandmarcquilt@gmail.com

Please support the advertisers in the QBS newsletter, and when you visit them, please mention where you saw their ad.

The ad rates for 2026 are \$50 for a one-year period, covering any size ad up to one page.



**LONGARM QUILTING SERVICE**  
Lakewood, California

Edge to edge, Border to border, and light custom quilting

Joyce Lee Allen  
562-228-9882  
Joyceallen241@gmail.com

Complete List of  
**QUILT SHOPS** in  
**CALIFORNIA**

RonatheRibbiter.com

Select the picture for the list.



New to quilting??? Check out these sites.

Glossary of quilting terms - [www.nationalquilterscircle.com/post/glossary-of-quilting-terms/](http://www.nationalquilterscircle.com/post/glossary-of-quilting-terms/)

or here - [www.allpeoplequilt.com/how-to-quilt/quilting-basics/complete-list-common-quilting-terms](http://www.allpeoplequilt.com/how-to-quilt/quilting-basics/complete-list-common-quilting-terms)

Here is a [link](#) to a Missouri Star YouTube video called Quilting 101: Parts of the Quilt

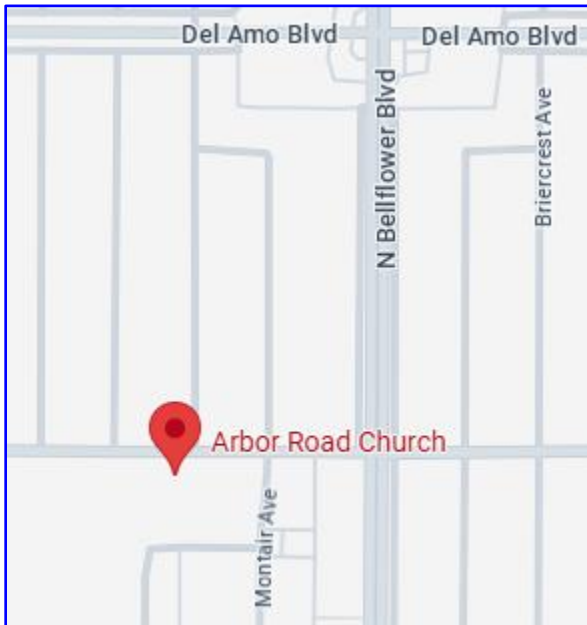
### QBS Email Information

Some of us receive emails from the QBS account that say it is from “Quilters By the Sea”, while others say it is from “Suzie Quilter”. Both of these are valid, so if you see “Suzie Quilter”, please don’t junk it. It is from Quilters By the Sea.

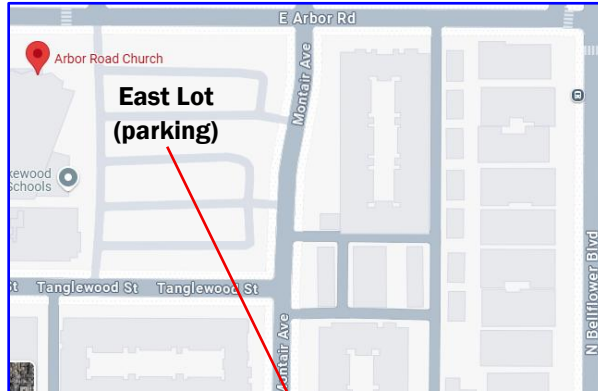


Many of our guild members have allergies; please refrain from wearing perfume/cologne to meetings. Your cooperation in making our gatherings a pleasure for all is much appreciated.

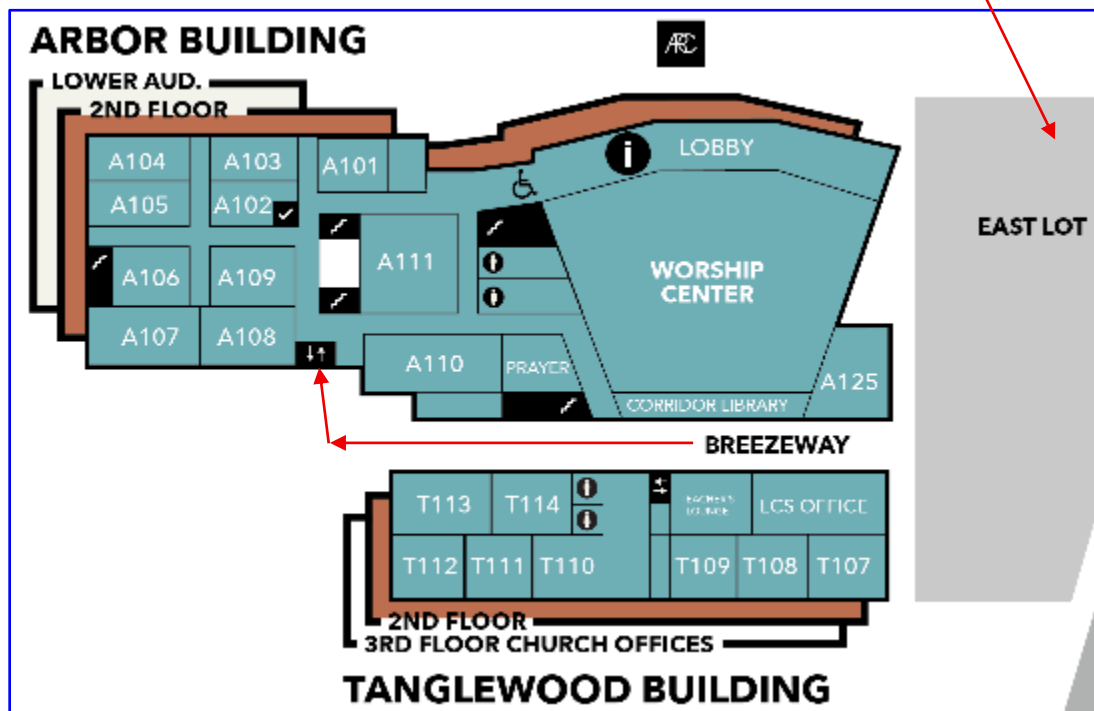
## How to get to our meeting location.



The Arbor Road Church at 5336 E. Arbor Road, Long Beach, is located south of Del Amo Blvd. and west of Bellflower Blvd.



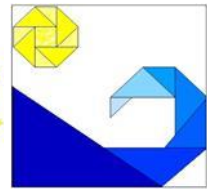
Once you park, here is how you get to the basement where we meet.



Walk through the Breezeway. When you get to the end (there is a chain link fence stopping you from going any further), turn right and then go through the double glass doors. Once inside, you can get to the basement in one of two ways:

1. Use the elevator on your left to go down to B level.
2. Walk straight ahead to the entry of the staircase and walk down.

# Quilters by the Sea



## Quilters By the Sea

P.O. Box 92814  
Long Beach, CA 90809

E-mail: [QuiltersByTheSea@gmail.com](mailto:QuiltersByTheSea@gmail.com)  
Website: [quiltersbythesea.com](http://quiltersbythesea.com)



Like us on  
**Facebook**

*"Quilting for your community  
inspires friendships."*



## BOARD OF DIRECTORS

### POSITIONS - ELECTED

President  
VP. Programs  
V.P. Workshops  
Treasurer  
Secretary  
Auditor  
Membership  
Special Events  
Quilt Show (2026-2027)

Dr. Deb Belcher  
Alan Calgaro  
Lois Wilkinson and Theresa Vine  
Stephanie Ivey  
Kim Snow  
Jeanette Norman  
Charlotte Lee and Melody Doukenick  
Samantha Reams  
**OPEN**

### POSITIONS-APPOINTED

Intraguild Chairperson  
Community Relations  
Librarians  
Parliamentarian  
Newsletter Editor  
SCCQG Representative

Jody Baca and Linda Monsen  
Carollynn Machado-Guarino  
Signe Kaleel and Sally Clark  
Jo Melis  
Patti Paschall  
Tish Granillo

### STANDING COMMITTEES

Block of the Month  
Equipment  
Facility Location Liaison  
Greeter  
Hospitality  
Opportunity Quilt 2026  
Photographer  
President's Gift  
Publicity  
Raffle  
Red Hen  
Retreat  
Sew So Saturday  
Social Media  
Show & Tell  
Sunshine and Shadows  
Webmaster

Alan Calgaro  
Linda Monsen  
Dr. Deb Belcher  
Randy Miller  
Joyce Allen  
Kate Weber  
Dorothy Foral  
Alan Calgaro  
Dawn Lindelin  
Kim Snow and Carole Jurado  
**OPEN**  
**OPEN**  
Carollynn Machado-Guarino  
Dawn Lindelin  
Dorothy Foral  
Carollynn Machado-Guarino  
Dawn Lindelin

### AD HOC COMMITTEES

Fundraisers

Melinda Bartlett and Cindy Ng

**GENERAL MEETINGS** are held on the **2nd THURSDAY OF EVERY MONTH** unless otherwise stated in the newsletter and/or posted on the [Calendar](#) page of our [website](#).

**Doors open at 6:15 pm, Meeting starts at 7:00 pm.**

Arbor Road Church, Downstairs in the Fellowship Hall, 5336 E. Arbor Road, Long Beach, CA 90808

**BOARD MEETINGS** are held 9 days before the General Meeting at 6:30 pm unless otherwise stated in the newsletter and/or posted on the [Calendar](#) page of our [website](#). The location rotates among board members.

**NEWSLETTER DEADLINE** is the **Wednesday after the General Meeting**. Please email articles in MS Word format to: [QuiltersByTheSea@gmail.com](mailto:QuiltersByTheSea@gmail.com)

As a reminder, we like to keep your information correct and updated in the Membership Roster. If you have any changes to your information as it appears or if you have updates, please email them to [quiltersbythesea@gmail.com](mailto:quiltersbythesea@gmail.com).

This guild is organized for educational and charitable purposes. Its objective is to further the quilting excellence through education and travel, and to promote quilting in a philanthropic manner. This corporation does not contemplate pecuniary gain or profit to members thereof and is organized for nonprofit purposes. Annual dues are \$40.00 and shall be payable at or before the January general meeting. Membership shall be prorated if paid at or after the July general meeting and shall be half the full annual dues.

Reminder: visitor/guest fees are \$5.00 for in-person meetings. Fees may be waived by the President or the Vice President of Programs only. Visitor Fees are generally waived when we do not have a paid speaker for that evening.