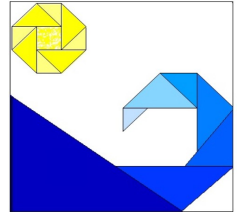


Quilters by the Sea

Volume XXXII, Issue 9

Newsletter



January 2025



By Dr. Deb Belcher

Welcome to a new year with QBS! 2024 was a bumper year for charity donations - 501 items. We had great meeting presentations and workshops along with time for quilting and socializing. I hope that 2025 will be a great year for each of you. There is a long list at the end of this newsletter of each of the people in this guild who do the many tasks that keep it running. Please take a look at it, I think you might be surprised how many people are on that list - I was surprised! My thanks to each one of them and all of you. The members of this guild make it what it is - a wonderful group of creative people. Thank you for being a part of Quilters By The Sea.

Remember To . . .

- ☺ Pack your Show & Tell items.
- ☺ Bring a friend.
- ☺ Bring change for the raffle.
- ☺ Bring your projects from previous workshops.
- ☺ Bring goodies if it is your turn.
- ☺ Bring your own coffee cup.
- ☺ Wear your name badge.
- ☺ Come early and sign-in.
- ☺ Silence your cell phones.
- ☺ Make a new friend and introduce yourself to one of our many new members and guests.
- ☺ HAVE FUN - AND LOTS OF IT!!
- ☺ Clean up your area as you leave.
- ☺ Drive safe.

Quilt Shop Day

Local Quilt Shop Day is January 25th in 2025.

Local Quilt Shop Day is a worldwide event that takes place on the fourth Saturday of January each year. The day's purpose is to:

- Raise awareness of the importance of independent quilt shops to the local economy
- Celebrate the creative pursuits of quilters, sewists, fabric enthusiasts, and crafters
- Support local quilt shops

Local quilt shops may plan special events to celebrate the day. You can use the Fabric Shoppers Unite 'Find Shops' Map to find participating shops in your area.

Special points of interest:

- **Our new President - Dr. Deb Belcher**
- **A year of workshops.**
- **Our Holiday Party guests.**
- **First Quilt Show article - check it out.**
- **Road to California bus trip.**
- **Flyer from the Women's Shelter of Long Beach.**





By Alan Calgaro

Our program for December celebrated the holidays and presented quilts to three of our charities. Each charity sent representatives and provided information about the people they serve. As part of the celebration, we had a fun table decorating contest!

Congratulations to the winners who received bundles of fat quarters. Along with these activities, we had a fantastic pot-luck spread with great salads, ham, chicken, pizza, a variety of side dishes, and some wonderful desserts.

We presented the President's Quilt - **Flutter of Butterflies** to our 2024 president, Brandi Kelly-Contreras. Thank you Brandi for your leadership throughout the year. Brandi also presented a gift to members of the 2024 board - a standing thread catcher/ notions holder and a very cute pincushion.

At our January meeting, we will have guest speaker Anne Sonner presenting her "Family History Quilts" trunk show. Anne will also be teaching a new, easier method for adding photo transfers to your quilts at the Saturday workshop. Please sign up for the workshop!

***As a special note - members of the board will be taking Anne to dinner before our January general meeting on January 9th. If you would like to join us, we will be at Red Robin in the Lakewood Center Mall at 4:30. Individuals will need to pay for their meals.

For 2025 we have a variety of speakers that we have chosen for your enjoyment and knowledge-building. Most of these presenters will also be teaching a workshop on the Saturday of the same week as our General Meeting. The workshop costs are typically minimal for the amount of knowledge you can receive.

Please support QBS and our presenters by signing up and participating in the workshops.



Anne Sonner

The Charities QBS Supports

Here is a list of the Charities we support. If you want to find out more about them, simply click on their name to go to their website.

[Caring Connections](#) [works with Bellflower schools]

[For the Child](#)

[Long Beach Police Department - Victims Unit](#)

[New Life Beginnings](#)

[Millers children](#)

[Women's Shelter of Long Beach](#)





By Kate Weber & Teri Meggers

Sign up on the information pages at guild meetings for workshops that interest you. As the workshop date comes closer, register/pay for the workshop online or in person at guild meetings.

Online registration for 2025 workshops will be open on January 2, 2025. You may always pay and register at guild meetings.

January 11 – Photo Transfer. \$35

Learn from Anne Sonner how to transfer those family photos onto fabric so they can be included in your quilts and wall hangings. Everything you need will be at the workshop: computer, scanner, and color printer! This workshop is hands-on so you can do it yourself when the workshop is over!



February 13 – For the Love of Ric Rac. \$35

Ric Rac! It isn't just for doll clothes! Take the fear out of working with Ric Rac. Dawn Farrier, owner of The Creation Station Quilt Shop in Buellton, will show us how to round and turn corners and "join" the tails and change colors seamlessly. Two projects will be presented: receiving blanket and table runner. (Optional: \$25 kit available-everything you need for the receiving blanket shown here.)



March 13 – Into the Heat Set. \$35 and \$40 kit fee

In this class, you will learn to use a "collage with templates" technique. It is an innovative and revolutionary new technique. It is easy and foolproof and the results are amazing. This technique leaves the quilt and the fabric soft and manageable, not stiff and board-like, as fusible webs and glues do. The best, however, is that you can do raw edge applique without any fraying edges!! This technique produces a no-fray raw edge applique as a result. Note: This is a technique class. Time is insufficient to complete a project.



April 12 – Free Motion Quilting on Your Domestic Machine. \$35

Ever wanted just to get your quilt quilted without waiting on a longarm's schedule? Are you sure there's a way to use your home sewing machine to quilt that wall hanging or quilt? Well, there is!



(Continued on page 4)

**Sign up soon
and
sign up often!**

**Remember!
Signing up on
the interest
sheet does **NOT**
mean that you
are registered
for the
workshop!**

**You are not
registered until
you pay.**

WORKSHOP

Continued

Steve Shuman is back to demonstrate how it's done. He'll guide us through domestic machine quilting with tips, techniques, and his abundance of humor.

May 10 – Quilt Drafting 101. \$35 with our own Jo Melis!

Have you ever wanted to make your own quilt designs? Or perhaps you've wished you could make a quilt from a picture on the internet or a tile pattern? Before you can do that, you need to master some simple drafting skills.

This workshop will cover the basics of breaking down a pattern into its simplest components, resizing it, and calculating the yardage needed to make it. There is also an instruction on how to convert a regular pattern to a paper-pieced version.

If you have a design you lust after, bring a couple of copies of it along with you to the class and as a group, we will figure out the best way to translate your picture into a useable pattern!

This is not a sewing workshop! Paper and pencils are a must!

June 14 – Shirts! – with QBS's Kate Weber

Moda Shirt Quilt Blocks (9 am-3 pm) \$25.00

Get started on this quilt with some of your favorite fabrics. Pick a theme and go all in: Hawaiian, cars, or kid prints! How about a shirt for every month or holiday? The pattern is a free download from www.modafabrics.com/webfiles/fp_cfac-sunshine.pdf called Sunshine.

Kate has developed variations that enhance the design including adding pockets!

Preparing to Make a T-Shirt Quilt (1:30-3 pm) \$15.00 (T-shirt only fee)

Techniques and tricks for using t-shirts as quilt blocks.

July 15 – Open Sew. - No fee.


Come and work on whatever! Finish up a UFO, work on a Community Relations quilt, your choice!

August – Dark – No workshop

September 13 - Twinkle - \$35 with Jean Impey

This workshop is a companion to Jean's Thursday trunk show. Jean demonstrates how to make her quilt's eight-pointed star blocks in various sizes. This is an excellent scrap buster!

Size adjustable to your scrap stash!



(Continued on page 5)

WORKSHOP

Continued

October 11 - Many Moons. - \$35.00 with Jen Wagner of Snapdragon Quilts

"To me, the moon has long been a symbol of women, fertility, and motherhood as it cycles monthly. The original quilt design for Many Moons was a way for me to reflect and remember all the amazing women I cared for over the last 2 decades as I worked in women's health and delivered babies."



Join this wonderful workshop and learn to embrace curves!

November 15 - Sewing Machine Hands-On. - \$35.00

Steve Shuman leads this workshop investigating your sewing machine. Basic maintenance tips; how, when, and where to oil and clean. Steve will give service tips for each machine brand. Supply list: your machine(s), sewing machine tools (screwdriver, lint brush, etc.), fabric scraps, thread, and scissors. If multiple people have the same machine, he will demonstrate how to work on one while the rest of us observe and take notes.



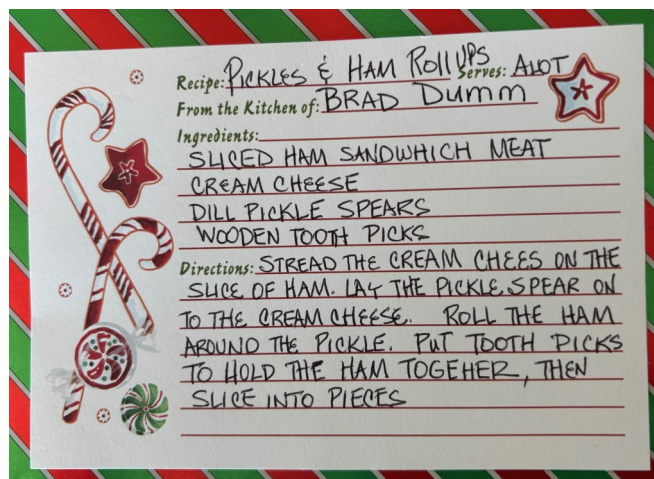
Recipes from Brad Dumm and Irene Rainer

Celery Salad (from Irene)

- 2 oz. apple juice
- 1/2 cup dried cranberries
- 3 cups celery, small dice
- 2 cups Fuji or Honeycrisp apples, peeled and sliced
- 1/2 cup chopped cilantro
- 2 oz. fresh lemon juice

Combine apple juice and cranberries in a saucepan. Bring to a boil and remove from heat. Let cool to room temperature. In a bowl combine celery and apples and mix in lemon juice. When cooled, mix in cranberries with apple juice and cilantro. Enjoy.

I hope this helps the members that asked for the recipe, any questions give me a call or email me.





By Carollynn Machado-Guarino

The committee met for the End-of-Year wrap-up after the Guild Meeting. Thanks to the involvement of the members, QBS was able to donate 501 quilts to our 6 charities. Four of our charities were able to attend the December Holiday meeting and share some heartwarming tales and how much our donations impact their clients and the work they do. Knowing that one of our quilts is keeping a pregnant mother warm and no longer sleeping under a car is inspirational. Knowing that the women are told that our quilts are heirlooms and that one of the quilts is still a comfort to someone after years and years, shows the value imparted to and maintained by the recipients. The input from the charities and members will help guide us as we make plans for 2025 and the Quilt Show. The 2025 Committee will meet on the first Saturday 1/4/25. If you want to join the Committee please join us from 10 am-12 pm at the garage.

Thanks to Dorothy for taking pictures of the charities' representatives who were able to come to the December Holiday party.

Unable to attend our Holiday Guild Meeting were Caring Connections and Millers Children.

Thank you Jo Melis for sharing your wonderful patterns. This month's free pattern is on the next page. Jo has updated the pattern to make it a lot more streamlined to sew.



Community Relations current donation total after the General Meeting is 501.

Our last delivery of quilts for our Public Relations recipients.



Rebecca Younger "New Life Beginnings", Founder & Director & holding the Panda.

Michelle Wintersen from "For the Child". Our guild fixed 450 stuffed animals for her group this year.



From the "Women's Shelter of Long Beach". Kim Gomez: Outreach Specialist, Mary Jane Felix: Director of Housing & Supportive Housing, Sarah Monarrez: Transitional Housing & Program Manager.


Felix: Director of Housing & Supportive Housing, Sarah Monarrez: Transitional Housing & Program Manager.



From the Long Beach Police Department, Linda Penrod: Director for the "Woman in Crisis" Unit.

Worm Quilt – Bigger Behind Bars

(48" x 72")



Pattern drafted by Jo Melis, author of **Geese Busters** and co-author with Patti Paschall of **Speedy Snails**, both available from Amazon.com

Yardage

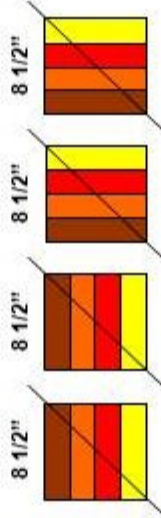
- Prints 40 2-1/2" strips
- Solid 1 7/8 yds (20" bars, 27" border, 15" binding)
- Backing 3 yds

Cut

- Bars 8 strips @ 2-1/2"
- Border 6 strips @ 4-1/2"
- Binding 6 strips @ 2 1/2"

Sew

Sew 4 print strips together. Measure the width of several stratas and take an average (will probably be about 8 1/4"). Use this measurement to crosscut them. From each strata, cut 2 of the squares diagonally from bottom left to top right. Rotate the other 2 squares before cutting diagonally.



Repeat with remaining 36 strips. (78 triangles needed, 2 will be left over.)

Sew triangles together in strips with 13 triangles per row. Note that the seamed edge of one triangle will always be next to the unseamed edge of the next triangle. Press, then trim the tops and bottoms to create six long equal-sized rectangle shapes about 5 1/2" wide by 64" long.



Sew all the bar strips together to make one long sashing strip. Sew sashing between the long rectangles.

Sew on the top, bottom and side borders. Quilt and bind.

Show and Tell By Carole Juardo and Dorothy Foral



Representing our Theme for December 2024 which was Christmas.



“Flurry of Butterflies”

Our outgoing Guild 2024 President, Brandi Kelly-Contreras, happily accepted her quilt gift. The blocks were made by our guild members. We will sadly miss her happy energy and "Let's get the Job Done Attitude". Congratulations to Brandi for a job well done. Allan Calgaro longarmed Brandi's quilt. He also created the beautiful label honoring Brandi.



Jo Melis

“Worms Behind Bars”

For donation (and this month's Community Relations Pattern.



Thanks to all the participants!
Without your beautiful quilts there would be no Show & Tell.

The theme for January is Antiques.
Please bring in those old treasured family heirlooms made by your mother/grandmother to share.

QBS Email Information

Some of us receive emails from the QBS account that says it is from “Quilters By the Sea” and others say it is from “Suzie Quilter”. Both of these are valid, so if you see “Suzie Quilter” please don't junk it. It is from Quilters By the Sea.






Continued



Jo Melis
"Braided Boxes"
For donation



Jo Melis
"Chopsticks"
For donation.



Trish Granillo
"Star for Christmas"
This is Trish's fourth quilt and her first solo jelly roll. Joyce Allen helped her construct the jelly strips. It is a gift for her niece Estrella. Kate Weber did her longarming.



Carole Jurado
"Hollyhocks in the Rain"
Carole's quilt is so lovely. The pattern and kit are from Laura Heine. Annette Morales did the longarm stitches for this beauty.

Hospitality by Joyce Allen

Please bring snacks for our next general meeting if your name begins with the letters as indicated below. Extra goodies are always welcome.

Last names beginning with A – B

Thank you for your contributions of snacks.

I will make the coffee and punch and provide napkins and plates to serve your snacks.





Continued



Kate Weber
"Egg Plant"

Kate found this handmade batik at a garage sale in St. Paul, MN for a Heart-of-the-Beast Production. She also longarmed this quilt.



Brad Dumm

"Vintage Violets"

Brad made this lap quilt for a dear friend in a nursing home. She is Hawaiian and loves the Dodgers! The pattern is by Jane Baumstark from Quiltmaker #217, QuiltingDaily.com.



Joyce Allen

"Bird Alphabets"

Joyce cleverly designed 2 quilts, both for donation. Made from fabric she purchased over 10 years ago. She also did her longarm stitching.



Brad Dumm
"Twist & Treat"

Brad proudly displays his Halloween Quilt, a 9-patch trimmed down after piecing. The pattern is from Patti Carey for McCall's Quilting Fall '24. Longarmed by Madeline Serna.



Randy Miller

"Take Five"

This quilt was longarmed by Angela Dean. A gift for her grandson.

The following is from our "BOHO HEART SPECIAL INTEREST GROUP". Adviser to this group's challenging project was Kate Weber. The last one is a Boho Balloon quilt. Some of these will be Road To California '25 SCCQG's exhibit quilts - "Tradition with a Twist".



Continued



My dad told me his password is:
MickeyMinnieGoofyDonaldPlutoHuey
LouieDeweyDublin.
Because he was told his password
had to contain 8 characters and at
least one Capital.

January 2025

Sun	Mon	Tue	Wed	Thu	Fri	Sat
		1	2 Board Meeting	3	4 Sew So Saturday	
5	6	7	8	9 General Meeting	10	11 Workshop
12	13	14	15 Newsletter Deadline	16	17	18 Sew So Saturday
19	20	21	22	23	24	25 Sew So Saturday
26	27	28	29	30	31	

Schedule of Events

- **Board Meetings** are at Carollynn's home or via Zoom starting at 6:30.
- **General Meeting** is at Arbor Road Church¹ in the Fellowship Hall Basement at 7pm - doors open at 6:15pm. The program this month is **Anne Sonner, "Family History Quilts Trunk Show"**.
- **Workshop** is at Arbor Road Church¹, Room A-110 from 9am to 3pm. This month is **Photo Transfer**.
- **Sew So Saturdays** are at Carollynn's home in "The Garage" and are subject to change. **9am to whenever**.

Carollynn's personal information is in the guild roster.

Upcoming Events

February

- 01 Sew So Saturday
- 04 Board Meeting
- 08 Sew So Saturday
- 13 General Meeting
- 15 Workshop
- 22 Sew So Saturday

March

- 01 Sew So Saturday
- 04 Board Meeting
- 08 Sew So Saturday
- 13 General Meeting
- 15 Workshop
- 22 Sew So Saturday
- 29 Sew So Saturday



HAPPY BIRTHDAY!

Lori Davies	Jan 02
Teri Meggers	Jan 12
Signe Kaleel	Jan 18
Susan Fisher	Jan 30

¹Arbor Road Church, 5336 E. Arbor Road, Long Beach, CA 90808



Quilt

**Susan Fisher
and Lynn
Adamson**



Mickey and Minnie

Happy New Year, QBS Guild Members!

As we welcome 2025, we continue our fundraising efforts for the new year. Tickets are still on sale for our beloved Mickey and Minnie Quilt, lovingly crafted by the talented Jo Melis.

This beautiful, one-of-a-kind quilt is not just a showstopper, it's a perfect keepsake for any Disney fan or quilt lover. The best part? You don't need to be present at the drawing to win. Tickets are just \$1.00 each or 6 for \$5.00—a small price for a chance to take home this amazing quilt!

The drawing for the Mickey and Minnie Quilt will take place on April 10, 2025. But don't wait until the last minute! Be sure to grab your tickets early and help us raise funds for the Guild's projects and initiatives.

Want to help us spread the word?

You can make a huge difference by taking the quilt to one of your upcoming events or gatherings. It's a fun way to contribute to our fundraising efforts while sharing this gorgeous quilt with others! If you're interested in helping out by showcasing the quilt, please reach out to the Opportunity Quilt Co-Chairs—Lynne Adamson or Susan Fisher (contact information is in the roster)—to reserve your time with the quilt today.

Let's make 2025 a year of giving, sharing, and making memories. Together, we can continue to support the QBS Guild and all the wonderful things we do!

Thank you for your continued support, and good luck to all who enter the drawing!

Free Project



If you see a FREE PROJECT on the internet, and you think the guild members might enjoy it, please send the link to quiltersbythesea@gmail.com. Thank you.

Traveling Cord Organizer - imagine all your cords in one place, even if you are not traveling.

https://www.brother-usa.com/blogs/stitching-sewcial/card-organizer?user_email=dHJIYXN1cmVzYnl0cmIzaHRvb0B5YWwhvby5jb20%3D#



Sew So Saturday by Carollynn Machado-Guarino

Come and enjoy sewing, knitting, or any hand or machine work you want to do. No obligations to work on any guild project. Shop from the wall of free fabric with smaller and larger pieces. Drop by with a charity donation, fill out a ticket, and say howdy.

Saturdays from 9 am to 5 pm:

January 4
January 18
January 25

You can find Carollynn's address in the roster. Carpool if possible. Let's keep her neighbors friendly.



Lori Davies

Our Quilt Tour is fast approaching! June 28th will be here before we know it. We need boutique items. Please make anything you'd like to donate to sell at our quilt tour. Items due by the first of June. Give to Lori Davies when you finish something.



Lori Davies

The last year and a half have been very successful for our special interest groups. We now have the proud makers of Boho Heart and Double Wedding Ring quilts in our guild. These quilters "got it done" by working regularly with others who shared their interest in a particular quilt pattern.

Do you desire to make a specific quilt but have been too afraid to try it on your own, or end up with another UFO, or not sure you'll be able to make the time commitment? Kate Weber is willing to organize new special interest groups for 2025. Text/email her directly or talk to her at January's guild meeting.

My sister-in-law sent me "Piecing the Cover". I read it and found some fascinating facts about how working with our hands and brains in a quilting context can significantly reduce stress.

At our darkest moments, why do so many of us take up quilting?

[Read in The New Yorker](#)

It has been my pleasure to be secretary for the Board and General meetings for the last three years. Time has flown so quickly. I made some wonderful friends during that time and was able to feel like an integral part of the group by joining the Board. I have learned so much. I know that the new secretaries, Carollynn (Board Meeting) and Marc (General Meeting) will do a great job in the year to come. I am looking forward to helping Kate with programs next year and making even more friends. Wishing everyone Happy Holidays and a Prosperous New Year. Best Wishes, Teri



Kate Weber



Teri Meggers

Open Sew

These are not QBS events, this is For Your Information only.

El Dorado Senior Center (2800 Studebaker, Long Beach) does have a quilting room set up every Wednesday, 9 am-1 pm. The room comes with irons and ironing boards, otherwise bring your own stuff. There are plenty of big tables for spreading out projects.

Lakewood has opened the doors of the Burns Community Center to all quilters and needle workers once a month, 9 am-3:30 pm. All are welcome! General sewing tools will be available (cutting mats, cutters, irons, and boards). You bring a sewing machine, tools, and a project. Burns is located at 5510 Clark Avenue, Lakewood.

January 29, 2025	May 28, 2025	September 17, 2025
February 19, 2025	June 18, 2025	October 22, 2025
March 19, 2025	July 23, 2025	November 19, 2025
April 23, 2025	August 20, 2025	(last date for 2025)

Special Events by Kate Weber

ROAD TO CALIFORNIA Bus Trip

We have a bus through Supervisor Hahn’s office to take QBS members and their guests to Road to California on Friday, January 24, 2025. Bring two fat quarters (or larger) or \$2 to buy into the BINGO game on the bus!

Contact Kate Weber before the guild meeting to reserve a seat. Payment is due at the January guild meeting.

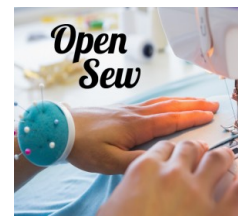
Fee:

Bus and admission	\$30
Bus only	\$15
Ticket only	\$20

Point of contact: Kate Weber and Janet Dietzman

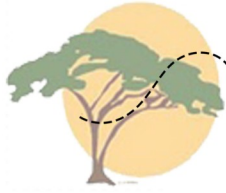
QBS Helping QBS

From Madeline Serna - I get a lot of calls from people who want to have memory quilts and t-shirt quilts made. I don’t have time to make them for people but would be happy to refer them to anyone who would like the jobs.



If you want help with anything QBS related, please submit it to the QBS email address.

Here's what's happening at our sister guild -



Acacia Quilt Guild of Orange County



Programs

<https://www.acaciaquiltguild.org/meetings>

Workshops

<https://www.acaciaquiltguild.org/workshops>

Membership by Charlotte Lee & Melody Doukenick

As we look forward to all the happenings at this time of the year, we would like to thank all of our members for welcoming new members!!! We had 13 new members join this year which brings us up to 79 members!!! Thanks to you all and Happy Quilting!!!!



Intraguild BOM by Alan Calgaro

Thank you to everyone who stitched the Holiday Gift box block for December - and congratulations to our 2 winners!

A new block was not introduced for January since we probably already have enough projects to work on in December!

We will start the Block of the Month program again in January. Remember - the purpose of the BOM program is Learning, Practicing, and Improving. If you have any special techniques you would like to see or a favorite block you would like to make, please let me know.

Year-end recap of Block of the Month

After being gone from our activities for a while, we re-introduced the Block of the Month program in April. Throughout the year, we had a variety of block patterns and skill-building projects, including raw-edge appliqué, patriotic stars, autumn leaves, and flying geese. Most months, kits were provided with the fabric necessary to complete a block.

Thank you to all of the members who participated in our 2024 BOM program. For 2025, we would like to see additional participation so we can provide more and larger raffles. The blocks that are raffled off are meant to be enjoyed by the winners however they choose. Some of the blocks were made into Philanthropy quilts and were donated to one of our charities.

Sunshine and Shadows by Carollynn Machado-Guarino

Please let me know if you, or someone you know, is having a "Sunshine or Shadow".

Carollynn's contact info is in the roster.

Block of the Month





Quilters By the Sea
Membership Registration
January 1, 20__ to December 31, 20__

For new members, please fill in the information below. If you are renewing your membership, please fill in your name and note any information that has changed.

Membership Type: (please check one)
 New Renewal Charter Junior

Name: _____

Address: _____

City: _____ **State:** CA; Other: _____

Zip Code: _____

Phone: _____ Home; Cell; Work

2nd Phone: _____ Home; Cell; Work

Birthday: Month _____ **Day** _____ **(No year please)**

Email: _____

Other Information: _____

DUES / FEES

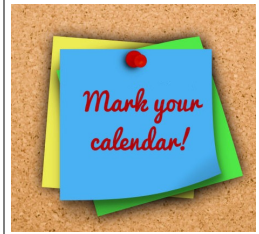
\$40.00 Yearly \$20.00 after July 1st

Make checks payable to "Quilters By the Sea"
Dues are due no later than the February General Meeting
Submit to Membership or Mail to: P.O. Box 92814, Long Beach, CA 90809

For Administrative Use
Received: _____
Entered: _____
Check #: _____
Receipt #: _____

What's Happening

Events happening in the area.



Many of our guild members have allergies so please do not wear perfume/ cologne to the meetings. Your cooperation in making our gatherings a pleasure for all is much appreciated.

TEEN DATING VIOLENCE AWARENESS MONTH



8TH ANNUAL YOUTH CONFERENCE

Interactive Workshops

Opportunity Drawings

Performances

UNSEEN SCARS
#KNOWTHESIGNS

Resources

SATURDAY, FEBRUARY 22, 2025 | 10 A.M.- 2:30 P.M.

6465 CHERRY AVE, LONG BEACH, CA 90805

To register, use the QR below:

Open to youth (14-18), college students, adult caregivers, & service providers



FREE Lunch will be provided to the first 160 registrants ONLY



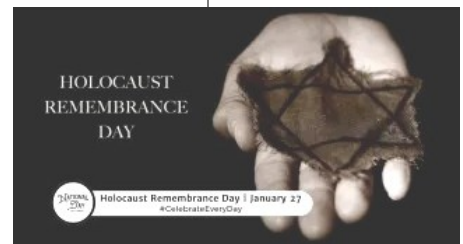
For any questions, please contact Kim at kgomez@womenshelterlb.org



National Fruitcake Toss Day | First Saturday in January #CelebrateEveryDay



National Human Trafficking Awareness Day | January 11 #CelebrateEveryDay



HOLOCAUST REMEMBRANCE DAY

Holocaust Remembrance Day | January 27 #CelebrateEveryDay



Kate and Marc Quilting
Available for your quilting needs.

kateandmarcquilting@gmail.com or 562-234-3690
text preferred

Please support the advertisers in the QBS newsletter and when you visit them please mention where you saw their ad.

The Ad Rates for 2025 are \$50 for one year - any size ad up to one page.

**Lioness
LONGARM QUILTING SERVICE**

Joyce Lee Allen
562-228-9882

Joyceallen241@gmail.com

**LONGARM QUILTING SERVICE
Lakewood, California**

Edge to edge, Border to border, and light custom quilting

Joyce Lee Allen
562-228-9882
Joyceallen241@gmail.com

Bubba's Quilting & More

20% off for Guild Members!



We Love To Quilt!

Longarm Quilting Services
Binding Services
T-Shirt & Memory Quilts
100+ Pantographs to choose

Over 20 years experience Creating and Quilting!

Contact KP (Kathy) - info@bubbasquilting.com - 562.357.9677

At Bubbas Quilting & More, We Are Passionate About Quilting!

Every Quilting order we donate a quilt to a local charity

Serving Southern California — Quilt Guild Member

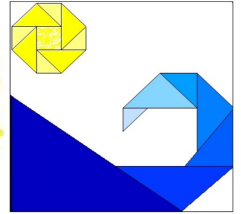


New to quilting??? Check out these sites.

Glossary of quilting terms - www.nationalquilterscircle.com/post/glossary-of-quilting-terms/
or here - www.allpeoplequilt.com/how-to-quilt/quilting-basics/complete-list-common-quilting-terms

Here is a link to a Missouri Star YouTube video called [Quilting 101: Parts of the Quilt](#)

Quilters by the Sea



Business Name

P.O. Box 92814
Long Beach, CA 90809

E-mail: QuiltersByTheSea@gmail.com
Website: quiltersbythesea.com



Like us on
Facebook

*“Quilting for your community
inspires friendships”*



BOARD OF DIRECTORS

POSITIONS - ELECTED

President
VP. Programs
V.P. Workshops
Treasurer
Secretary
Auditor
Membership
Special Events
Quilt Show (2024-2025)

POSITIONS-APPOINTED

Intraguild Chairperson
Community Relations
Librarian(s)
Parliamentarian
Newsletter Editor
SCCQG Representative

STANDING COMMITTEES

Bee Keeper
Block of the Month
Crumb Box
Equipment
Facility Location Liaison
Greeters
Guild Basket
Historian
Hospitality
Instagram
Opportunity Quilt 2025
Photographer
President's Gift
Publicity
Raffle
Red Hen
Retreat
Round Robin Row
Secret Pal
Sew So Saturday
Social Media
Show & Tell
Sunshine and Shadows
Webmaster

Dr. Deb Belcher
Alan Calgaro
Kate Weber & Teri Meggers
Lori Davies
Carolynn Machado-Guarino and Marc Hyatt
Kim Snow
Charlotte Lee & Melody Doukenick
Dawn Couch
Lori Davies and team

Lori Davies
Carolynn Machado-Guarino
Kristy Chillington and Linda Monsen
Marc Hyatt
Patti Paschall
OPEN

OPEN
Alan Calgaro
OPEN
Linda Monsen
OPEN
Randy Miller
OPEN
OPEN
Joyce Allen
Dawn Lindelin
Susan Fisher and Lynn Adamson
Dorothy Foral and Carole Jurado
Brandi Kelly-Contreras and Carolynn Machado-Guarino
Dawn Lindelin
Kim Snow
Lori Davies
Lori Davies
OPEN
Carole Jurado
Carolynn Machado-Guarino
Dawn Lindelin
Dorothy Foral and Carole Jurado
Carolynn Machado-Guarino
Dawn Lindelin

GENERAL MEETINGS are held the **2nd THURSDAY OF EVERY MONTH** unless otherwise stated in the newsletter and/or posted on the [Calendar](#) page of our [website](#).

Doors open at 6:15 pm, Meeting starts at 7:00 pm.

Arbor Road Church, Downstairs in the Fellowship Hall, 5336 E. Arbor Road, Long Beach, CA 90808

BOARD MEETINGS are held 9 days before the General Meeting at 6:30 pm unless otherwise stated in the newsletter and/or posted on the [Calendar](#) page of our [website](#). The location rotates among board members.

NEWSLETTER DEADLINE is the Wednesday after the General Meeting. Please email articles in MS Word format to: QuiltersByTheSea@gmail.com

As a reminder, we like to keep your information correct and updated in the Membership Roster. If you have any changes to your information as it appears or if you have updates, please email them to quiltersbythesea@gmail.com.

This guild is organized for educational and charitable purposes. Its objective is to further quilting excellence through education and travel, and to promote quilting in a philanthropic manner. This corporation does not contemplate pecuniary gain or profit to members thereof and is organized for nonprofit purposes. Annual dues are \$40.00 and shall be payable at or before the January general meeting. Membership shall be prorated if paid at or after the July general meeting and shall be half the full annual dues.

Reminder: visitor/guest fees are \$5.00 for in person meetings. Fees may be waived by the President or the Vice President of Programs only. Visitor Fees are generally waived when we do not have a paid speaker for that evening.