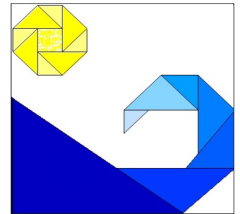


Quilters by the Sea

Volume XXXII, Issue 3

Newsletter



July 2024



By Brandi Kelly-Contreras

Summer is here and I don't know if you find yourself sewing in your happy place or outside basking in the glory of all these beautiful flowers and sunshine. We all must admit that we are blessed to live in this beautiful place with near perfect weather.

A big shout out to Alan for providing us with an amazing panel of longarm quilters. So many questions were asked that even I learned a lot that night. Someone said, "You know it was good when you didn't hear anyone talking." I think everyone was so focused on hearing from the quilters that you could hear a pin drop. I would also like to thank the panel for helping us help you.

This month Sonia Das will tell you all you want to know about SCCQG, followed by another Open Sew and Special Interest Groups workshop. This is a great opportunity to come work on whatever you would like, maybe get some help, or just socialize with a very entertaining group. I promise you will not be disappointed.

August will be dark as it is our retreat month. Then we have September with our election and possible Red Hen Sale. I am still looking for someone to volunteer for Special Events.

If you would like to help with the

Red Hen, please contact me. Maybe you just want to do this event! We are looking for someone or a group that would collect some items that people would like to donate and resell them at our meeting on September 12th. You can set it up how you would like, or we can help with how it has been done in the past. It would help generate some funds for our guild. It can possibly help some people clean out their sewing area in preparation for our virtual sewing room tour in October. So many things are happening, it is hard to keep up.

We would love to hear from you. If you have any ideas that you would like us to entertain, please contact quiltersbythesea@gmail.com and tell us all about it.

QBS Helping QBS

Have you seen it? QBS helps QBS. It's for people to ask for help on their projects or anything else they need help with. If you can assist with the issue, contact the asker.

Let us know if you would like to ask for help by emailing us at quiltersbythesea@gmail.com

"We are all like one-winged angels. It is only when we help each other that we can fly."
~Luciano De Crescenzo

Special points of interest:

- Longarmer Q&A
- Thank You letter from MemorialCare Miller Children's & Women's Hospital Long Beach
- Upcoming election process.
- QBS Email information
- Jelly Roll race at the LA County Fair



By Alan Calgaro

June Program – Longarm Questions & Answers

First and foremost, I would like to thank the QBS longarmers who participated on the panel:

Annette Morales, Joyce Allen, Kathy (KP) Peysar, and Marc Hyatt.

We had a very informative and helpful question and answer session with some of our own QBS longarm quilters. Guild members provided a variety of questions concerning the actual quilting process, which led to some great discussions. These interactions between the members and the panelists provided us with some fantastic information. Following are the results from the Q&A session.

Above all else – contact your longarm specialist to help you work through the ideas you have for the completion of the quilting process. They can

offer suggestions and recommendations on designs, batting choices and other techniques that can make your quilt a special keepsake.

Some things to consider for the collaboration between you and your longarmer

- Is the quilt for a gift, for yourself, or for a donation?
- Will this be for a bed/ couch, for cuddling, or will it be a wall hanging?
- Any special designs, themes or thread colors for the quilting stitches?

The following are the general “rules” for preparing your quilt top and backing for the longarmer

- Trim all loose threads from the front and back seams of the quilt top (Can be done by the longarmer for a fee).



Longarm Q & A

Continued on the next page.



Programs continued

- Square up the quilt as precise as possible – they can usually work some “fixes” into the quilting process
- If edges are prone to fraying or are on the bias, run a “stay stitch” about ¼” from the outer edge
- Backing should be about 4” larger than the quilt top on all sides (additional 8” to length and width).
- If the back is pieced, it is preferable to have a horizontal seam (side to side). Selvage edges should be removed from any fabric before sewing.
- Top (front) and backing of quilt should be pressed and carefully folded to minimize creasing.
- Do NOT layer (sandwich) top, batting and backing.
- It is helpful to pin a label to the quilt top and backing to specify the TOP side of

the quilt.


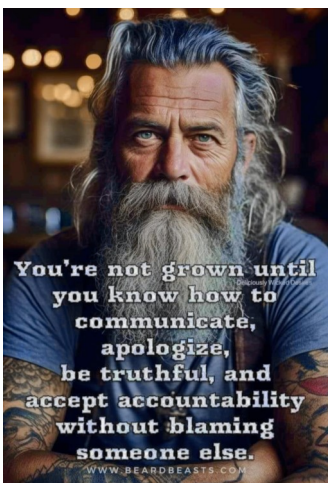
- Check with your longarm before purchasing batting – they usually can supply it.
- Backing fabrics can be cotton, fleece, Minky, or flannel.

SPECIAL NOTES

The charges for quilting services are typically calculated by the square inch and will vary depending on the complexity of the quilting design and any extra services.

Each longarm quilter may also provide specialty services such as binding (machine or hand), repairing antique or damaged quilts, specialty designs or fixing mistakes. These will be at an additional cost.

Your longarm quilter should be your partner in the final steps of completing your quilt. They are able to bring your ideas and vision together for a beautiful, finished quilt.





By Kate Weber & Janet Dietzman

July 10 – Open sew

Bring your own project(s) or grab a Community Relations kit to work on.

All Special Interest Groups Invited - Bring your projects for "Show and Tell".

AUGUST – Dark

September 14 - Dr. Deb Belcher, "Hexies and Christmas English Paper Piecing"

The history of English Paper Piecing (EPP) goes back to the 1770's. It became very popular in England during the early 1800's. A list of what you will need will be made available as we get closer to the workshop.

Dr. Deb is also working on a small "kit" for the basic design, so you don't have to buy 100



hexie forms and other bits! If you have any questions about this workshop, you can contact her – use the roster!

Coming in 2025: Anne Sonner, Grace Errea and Jean Impey!

Burns Community Center, 5510 Clark Avenue, Lakewood will be open to quilters and sewists from 9:00 am to 3:30pm on the following dates:

July 24, August 28, September 25, October 16, and November 27.

Irons and boards, cutting mats, extension cords, etc., are provided; bring your own project and sewing tools (machine, thread, scissors and so forth). Contact Kate Weber if you have questions.

See [Open Sew](#) article for additional information.



Sign up soon and sign up often!

Remember! Signing up on the interest sheet does NOT mean that you are registered for the workshop!

You are not registered until you pay.

Studio Tour by Alan Calgano

Please start putting your photos of your quilting/craft area together for the "Quilt Studio Tour" that will be our program in October. When you have the photos and your description/stories about your sewing space ready, email them to me (see member roster).





By Carollynn Machado-Guarino

It's hard to believe we are already more than halfway through the year, but not hard to believe you all have finished enough quilts to get us more than halfway to our end of year goal of 350. You've finished 206 quilts which will be delivered for the second quarter of this year. You've also ensured that For The Child can distribute 413 plush toys/stuffed animals to their clients. Thank you all and we're looking forward to more of those beautiful works of love coming in.

Thank you Jo Melis for sharing your wonderful patterns. This month's free pattern is on this [page](#).

We received a Thank You letter from MemorialCare Miller Children's & Women's Hospital Long Beach. The picture is hard to read so here is the contents of the letter.

April 8, 2024

Dear Quilters By the Sea,

Thank you all so much for your ongoing support and such a thoughtful donation! We are so grateful for your support of MemorialCare Miller Children's & Women's Hospital Long Beach. Thank you for your very generous donation of beautiful handcrafted quilts for our pediatric patients. Please know you have made a positive difference in the lives of hospitalized children and

their families. Your donation will help to brighten their day and make this whole experience a little bit better for them!


We so appreciate your advocacy of the Cheresse Mari Laulhere Child Life Program as we work to help make the hospital experience a more positive one for children of all ages. This is an especially important time to provide emotional and social support and provide families with special donations such as yours. Being able to provide this type of support is only made possible by the generosity of those like you.

Thank you very much for thinking of the children who have to spend time away from home, family, and friends! Support, like yours, is so valuable in helping our department fulfill its mission of creating a positive experience for our hospitalized children. We are grateful for your ongoing thoughtfulness and benevolence!


Sincerely,
Rita Goshert



We make great things happen when we work hand in hand.



Home of the Brave (70" x 92")



Yardage

Print	1 1/4 yds (39")
Red	2 5/8 yds (88" - 32" blocks, 36" border, 20" binding)
Blue	1 3/4 yds (60" - 32" blocks, 28" border)
White	1 7/8 yds (66")
Backing	6 yds

Cut

Print	6 @ 6 1/2" x WOF
Red	9 @ 3 1/2" x WOF (blocks) 9 @ 4 1/2" x WOF (border) 8 @ 2 1/2" x WOF (binding)
Blue	9 @ 3 1/2" x WOF (blocks) 8 @ 3 1/2" x WOF (border)
White	44 @ 1 1/2" x WOF; crosscut 10 (TEN) strips @ 10 1/2" (28 total)

Sew

Sew a red strip, a white strip, and a print strip together along the long sides. Repeat to make a total of 3 red strip sets. Now make 3 blue strip sets.

Crosscut all 6 print strip sets at 6 1/2". (Total 18 red and 18 blue print pieces)



Sew a white strip and a red strip together along the long sides. Repeat to make a total of 6 red strip sets. Now make 6 blue strip sets.

Crosscut all 12 strip sets at 10 1/2". (Total 18 red and 18 blue pieces)



Sew the blue/white pieces to the right side of the 18 red print sets, placing the white strip in the middle

Sew the red/white pieces to the right side of the 18 blue print sets, placing the white strip in the middle.




Arrange the blocks as shown to the left and sew together in rows with the 10 1/2" white sashing strips between the blocks. Sew the remaining white sashing strips together. Sew the rows together with sashing between the rows and on all four sides.

Sew all the blue border strips together, then sew on the blue border. Repeat with the red border strips.

Quilt and bind.

Show and Tell By Carole Jurado and Dorothy Foral



Alan Calgaro

Alan won the prize for the largest quilt of the evening, it is a Cal King. The fabrics are from his favorite place, Hawaii. He found the tiny pieces that make up the huts and palm trees there. Really cool breezy colors that pop and make you feel like you need to relax, kick back, and just be.



Teri Meggers

Teri finished this paper piece "Color WHEEL" from a workshop she attended. It will make a wonderful wall hanging in any sewing/craft room. Great work Terry.



Teri Meggers

Teri attended Kim Snow's Workshop for May, and created, from Kate Weber's original design, this wonderful project called "Tree Wall Hanger- Advent or Seasonal".



Brad Dumm

Brad combined 2 jelly rolls to create this stunning quilt. The pattern is called Churn Dash and "Your Welcome -Brights" is the fabric collection. Madeline Serna quilted it in a fabulous stitch pattern.



Thanks to all the participants!
Without your beautiful quilts there would be no Show & Tell.

The theme for July is anything "Patriotic" and a dash of "Christmas in July"



Continued



Kate Weber

Kate found these colorful "orphaned" birds in Carolynn's "Garage". What a wonderful find. Very creative in their placement. Kate quilted it herself, as always.



Marc Hyatt

Marc is the most wonderful neighbor. He showed us 2 smaller quilts he donates annually to his 4th of July neighborhood Block Party. This larger one also has a 4th of July theme. He quilted it himself, this one is a "Keeper". Great job Marc.



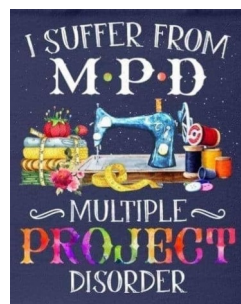
Annette Morales

Annette made this quilt for her granddaughter. It's so lovely with Delightful Unicorns posing and dancing on soft fabric in pastel colors and purple borders. She quilted herself.



Randy Miller

Randy created this precious baby quilt in loveable soft colors. Jo Melis' longarm quilting put the finishing touches on this precious gift.





Continued



Sharron Richardson

Sharron said she was really a Newbie to our guild, but wanted to share a passion of hers. She takes new or recycled jean jackets and embellishes them with Zirconia crystals, threads, and appliqués her favorite colors or trendy fabrics. Very Cool.



Brenda Biggart

Brenda's wonderful contrasting yellows/blues, and greens really complement each other in this pattern design. Annette Morales quilted it for her. Beautiful work.



Barbie Tidball

Barbie made this adorable "Goat" quilt for a new baby. She practiced sewing the pieces together by making a pillow first. She announced it was her first time using Free Motion stitching. So Cute.



Jo Melis

2 different Mod Squad quilts by Jo Melis for donation.

July 2024

Sun	Mon	Tue	Wed	Thu	Fri	Sat
	1	2 Board Meeting	3	4	5	6 Sew So Saturday
7	8	9	10	11 General Meeting	12	13 Workshop
14	15	16	17 Newsletter Deadline	18	19	20 Sew So Saturday
21	22	23	24	25	26	27 Sew So Saturday
28	29	30 Board Meeting	31			

Schedule of Events

- **Board Meetings** are at Carollynn's home starting at 6:30pm.
- **Sew So Saturdays** are at Carollynn's home and are subject to change. **9am to whenever.**
- **General Meeting** is at Arbor Road Church* in the Fellowship Hall Basement at 7pm - doors open at 6:15pm. The program this month is **Sonia Das, "All about Southern California Council of Quilt Guilds".**
- **Workshop** is at Arbor Road Church*, Room A-110 from 9am to 3pm. This month is **no fee Open Sew and Special Interest Groups.**

Carollynn's personal information is in the guild roster.

Upcoming Events

August

- 03 Sew So Saturday
- 17 Sew So Saturday
- 23 Retreat
- 24 Retreat
- 25 Retreat
- 24 Sew So Saturday
- 31 Sew So Saturday

September

- 03 Board Meeting
- 07 Sew So Saturday
- 12 General Meeting
- 14 Workshop
- 21 Sew So Saturday
- 28 Sew So Saturday



HAPPY BIRTHDAY!

Tish Granillo	Jul 07
Edyth Henrickson	Jul 12
Sandy Wilcox	Jul 12
Linda Rowe	Jul 15
Tatia Evans	Jul 20
Cathe Hagerman-Beizer	Jul 21
Deborah Wilson	Jul 22
Dawn Lindelin	Jul 30

* Arbor Road Church, 5336 E. Arbor Road, Long Beach, CA 90808

Parliamentarian By Marc Hyatt

Hello fellow QBS members. Marc Hyatt here. It's that time of the year when we get to elect new leadership. Here are the standing rules for elections, just in case you don't have it. Take a look and let the committee know if you are interested in running for office. Looking forward to seeing you at the meeting.

PART IV – ELECTION PROCESS

PARAGRAPH 1: NOMINATING COMMITTEE

- A. The Nominating Committee shall consist of the Parliamentarian as chairperson, one Board Member, two members with one alternate member all in good standing.
- B. The President shall not be a member of the Nominating Committee.
- C. No member of the Nominating Committee may be a nominee for an elected office.
- D. A Board member shall be nominated by the Parliamentarian and elected by the Board Members at the April Board Meeting.
- E. The two remaining general members and alternate member shall be nominated and elected by the Voting Membership at the May General Meeting.
- F. The names of the Nominating Committee shall be published in the June Newsletter.

PARAGRAPH 2: DUTIES OF THE NOMINATING COMMITTEE

The Committee shall perform the following duties:

- A. Accept all proposed nominations and contact each member prior to July General Meeting to obtain their consent as a nominee.
- B. Ascertain that all members proposed for nomination satisfy all eligibility requirements.
- C. Present the slate of nominees to the membership at the July General Meeting. This slate shall be printed in the August Newsletter.
- D. Distribute ballots and count the votes at the Annual Business Meeting in September.

PARAGRAPH 3: CANDIDATE ELIGIBILITY

- A. Any member interested in serving the Guild to the best of his/her ability, who is a fully paid member of the Guild and a member in good standing, shall be eligible to run for election or be appointed as an officer of the Guild.
- B. An individual may hold both an elected office and an appointed position, or two appointed positions, at the same time, except where a conflict of interest is determined by a majority vote of the Board.
- C. Each of the nominees for the positions of President and Vice-President-Programs shall have been a Board Member (either elected or appointed) for at least one year within the last 5 years prior to the current year. The nominees must have attended a minimum of 2/3 of the Board Meetings during the term served.

PARAGRAPH 4: NOMINATIONS AND BALLOT

- A. Nominations made prior to the July General Meeting may be communicated directly to a member of the Nominating Committee
- B. Additional Nominations may be made from the floor at the July General Meeting after which the nomination process will be closed.
- C. All nominees (including those nominated from the floor) must consent to their nomination; the final list of nominees for the election ballot shall be published in the September newsletter.
- D. At the July General Meeting, the voting procedure will be explained; this procedure will also be published in the August and September newsletters.
- E. QBS does not allow write-in candidates.

PARAGRAPH 5: ELECTION

- A. Officers shall be elected by the Voting Membership at each annual election held during the Annual Business Meeting in September.
- B. Officers shall be elected by a majority of votes cast, which shall consist of:

1. Ballots cast by members in good standing present at the Annual Business



- Meeting in September; and
2. Absentee ballots from the members in good standing must be received by the day before the Annual Business Meeting in September.
- C. To cast an “absentee ballot,” a member will print out the official QBS ballot from the newsletter, fill out the ballot, place it in an envelope, seal it, and sign it across the flap.
 - D. This envelope shall then be addressed and mailed to the Parliamentarian or shall be delivered to the Parliamentarian prior to the Annual Business Meeting who shall then bring all absentee ballots to the meeting.
 - E. Voting at the Annual Business Meeting shall be conducted by secret ballot and the person receiving the most votes in each position shall be declared the winner.

I am looking forward to having a great few months. Please email me with any questions (see roster for email address).

Nancy's Notions and Missouri Star Quilt Company

First, a little history - Nancy's Notions was started by Nancy Zieman along with her PBS sewing show, Sewing with Nancy. After the passing of Nancy Zieman, her family sold Nancy's Notions to Missouri Star Quilt Company. However, there are still two websites - [Nancy's Notions](#) (as an online library) and [Missouri Star Quilt Company](#). Check out this link - nancysnotions.com/hey-quilt-guild-member-youre-going-to-love-this. Then use the link on that page to MSQC where you can brag about our guild and check out the discounts.



QBS Helping QBS

Want help? Submit it to the QBS email address.


I have a huge denim stash from jeans and product samples. I'd love to share! Contact me if you want to dig into it. Kate Weber



QBS Email Information

The email I receive from the QBS email account says it is from “Quilters By the Sea”. I recently found out that, for some of you, it says it is from “Suzie Quilter”. Both of these are valid, so if you see “Suzie Quilter” please don't junk it. It really is from Quilters By the Sea.

When sending an email to QBS, please do not use all capital letters as this means you are shouting. There are 19 other Do's and Don'ts on email etiquette that you might want to check out on the following [site](#).



Free Project



These **Nesting Baskets** from **sew4home** look useful and fun. Who can't use extra storage around the house? Although they look like they are the same size, her pattern gives you directions for 4 different sizes.

<https://sew4home.com/round-nesting-baskets-with-handles/>

If you see a **FREE PROJECT** on the internet, and you think the guild members might enjoy it, please send the link to quiltersbythesea@gmail.com. Thank you.



Jelly Roll Race At The LA County Fair

QBS competed twice in the Jelly Roll Race. In the first race was Marc Hyatt, Kate Weber and Kristan Hairz were edges out by the Long Beach Modern Quilt Guild.



The second time, our team of Melody Doukenick, Barbee Tidball and Tish Granillo were great! There was a lot of team work happening. The team's time was 57:52:52 minutes. The opposition, Friendship Square Quilt Guild, won with a time of 57:52:31!



Melody finished a Jelly Roll top that our guild stitched together at the LA County Fair in a race with other guilds. Congrats on her winning 3rd place ribbon.

Sew So Saturday by Carollynn Machado-Guarino

Come and enjoy sewing, knitting, or any hand or machine work you want to do. No obligations to work on any guild project. Shop from the wall of free fabric with smaller and larger pieces. Drop by with a charity donation, fill out a ticket, and say howdy.

Saturdays from 9 am to 5 pm:

July 6

July 20

July 27

You can find Carollynn's address in the roster. Carpool if possible. Let's keep her neighbors friendly.



Intraguild by Lori Davies

Special Interest Groups and Secret Pal

Special Interest Groups – All groups are invited to work on their projects during the July workshop. If your project is done, please bring it to “Show and Tell.”

Double Wedding Ring Group will start meeting June 26 at Burns Community Center, 9am to 3:30pm. There will be a Go!© machine and dies to cut pieces if you need it. No preregistration needed.

Secret Pals - Don't forget your pal at the July meeting!



Secret Pal

Intraguild BOM by Alan Calgaro

We had great participation for the June “Patriotic Star” Block of the Month. We received 36 blocks which were divided into 3 groups of 12 blocks and were then raffled to the participants. Kim Snow was the lucky winner of 2 sets of the blocks and the other set was won by our Secretary, Teri Meggers.

The block for July is a Split 9-patch with a multi-colored floral print as the focus fabric along with accent colors of pink, yellow, green and purple. Please finish your blocks for the July meeting and turn them in for your chance to win some of the blocks.

Dorothy Foral and Brad Dumm showed off the projects they made with the “Blossom” blocks that they won in May. What a great job by both of them!



Block of
the
Month



Remember To . . .

- ☺ Pack your Show & Tell items.
- ☺ Bring a friend.
- ☺ Bring change for the raffle.
- ☺ Bring your projects from previous workshops.
- ☺ Bring goodies if it is your turn.
- ☺ Bring your own coffee cup.
- ☺ Wear your name badge.
- ☺ Come early and sign-in.
- ☺ Silence your cell phones.
- ☺ Make a new friend and introduce yourself to one of our many new members and guests.
- ☺ HAVE FUN - AND LOTS OF IT!!
- ☺ Clean up your area as you leave.
- ☺ Drive safe.



Hospitality by Joyce Allen

Please bring snacks for our next general meeting if your name begins with the letters as indicated below. Extra goodies are always welcome.

July last names beginning with M-Mi

Thank you for your contributions of snacks.

I will make the coffee and punch and provide napkins and plates to serve your snacks.



Open Sew

These are not QBS events, this is For Your Information only.

El Dorado Senior Center (2800 Studebaker, Long Beach) does have a quilting room set up every Wednesday, 9am-1pm. Room comes with irons and ironing boards, otherwise take your own stuff. Plenty of big tables for spreading out projects.

Burns Community Center (5510 Clark Ave, Lakewood) has a room set aside for quilting with tables on the last Wednesday of the month, 9am-1pm.



Sunshine and Shadows by Dr. Deb Belcher

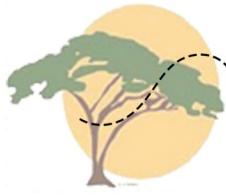
Congratulations to Brandi Kelly-Contreras who received The Transit Impact Award. Besides being the QBS President, Brandi is the Transportation Coordinator for the Huntington Beach Senior Center. Congratulations!

If you have any information for Sunshine & Shadows, please let me know.

Dr. Deb's contact information is in the guild roster.



Here's what's happening at our sister guild -



Acacia Quilt Guild of Orange County



Programs

<https://www.acaciaquiltguild.org/meetings>

Workshops

<https://www.acaciaquiltguild.org/workshops>

Did You Hear

Alan Calgaro and Brad Dumm attended a retreat on Monday and Tuesday, June 17th and 18th, hosted by Eleanor Burns. Eleanor is semi-retired but still likes to do small, intimate retreats at her Bear's Paw Ranch home and studio in Julian, CA. There were a total of 7 participants - the other 5 were from the Coachella Valley Quilt Guild, of which Alan is also a member.

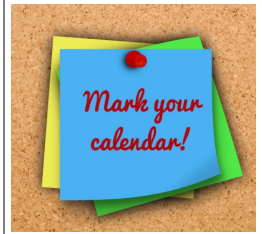
Eleanor provided 2 days of instruction and the kit for her Diamond Party quilt. She also welcomed us into her home for lunch both days and breakfast on Tuesday. Eleanor's sister, Patty, joined in to share her expertise and gave a trunk show of her Diamond Party quilts.

Everyone had a great time and walked away with an assembled quilt top! Great fun with great people!



What's Happening

Events happening in the area.



July 11-14 & 18-21
2024 SHOP HOP
 Shoot for the STARS
WWW.QUILTERSUN.COM
 Thurs - Sat 9:00 AM- 6:00 PM
 Sun 10:00 AM - 4:00 PM

2024 SO CAL Quilters Run
 July 11 - 14 & July 18 - 21

<p>Quilty Pleasures 1555 Simi Town Center Way #165 Simi Valley, CA 93065 (805) 581-1577</p> <p>Quilt Emporium 4918 Topanga Canyon Blvd. Woodland Hills, CA 91364 (818) 704-8238</p> <p>Sewn Together 1700 Hammer Ave, Suite 112 Norco, CA 92860 (951) 479-5121</p> <p>The Quilter's Faire 34500 Gateway Dr. #110 Palm Desert, CA 92211 (760) 328-8737</p> <p>Quilt Passions 27001 La Paz Rd Suite #116 Mission Viejo, CA 92691 (949) 994-1199</p> <p>Quilter's Cottage 131 E. Fig St, Suite 6 Fallbrook, CA 92028 (760) 723-3060</p> <p>Grand Country Quilts 801 Grand Avenue Ste 1 + 102 San Marcos, CA 92078 (760) 471-1114</p> <p>My Happy Place Quilt Shop 2405 Main St #4 Ramona, CA 92065 (760) 654-3060</p>	<p>Cotton & Chocolate Quilt Co. 380 E. Thousand Oaks Blvd. Thousand Oaks, CA 91360 (805) 371-3042</p> <p>The Sew & Sew 160 N. Glendora Ave, Ste E Glendora, CA 91741 (626) 852-2223</p> <p>Orange Quilt Bee 628 E. Katella Ave. Orange, CA 92867 (714) 639-3245</p> <p>TrishTacSew Quilt Shop 73608 CA-111 Suite 2 Palm Desert, CA 92260 (760) 851-8101</p> <p>Between Stitches 28780 Old Town Front St. Ste A2 Temecula, CA 92590 (951) 694-9576</p> <p>Inspirations Quilt Shop 27350 Valley Center Rd. #B Valley Center, CA 92082 (760) 751-9400</p> <p>Quilt In a Day 1955 Diamond St. San Marcos, CA 92078 (760) 591-0929</p> <p>Cozy Creative Center 756 Jamacha Road El Cajon, CA 92019 (619) 670-0652</p>
--	--

Shop Hop

Dawn reported that there is a quilt show sponsored by the [Orange Grove Quilt Guild](#) on September 21, 2024, from 9am to 4pm titled "When Life Gives You Scraps Make a Quilt!" It is at the Christ Lutheran Church, 760 Victoria St., Costa Mesa, CA. Tickets are \$10 at the door.

Dr. Deb monitors the SCCQG website for upcoming events. Thank you, Dr. Deb. She submitted a flyer for the Santa Clarita Valley Quilt Guild event. Check it out on the next page.

My problem is... I expect ME out of people.

Santa Clarita Valley
Quilt Guild
is having a fabulous event



Thursday, July 11, 2024
6:30pm-9:00pm

TRASH TO TREASURE
Tables of all sorts of goodies

AND AUCTION

Register for an auction paddle at 6:30pm
Bid on quilt kits, finished quilts, quilt tops, pricy tools,
sewing machines, coordinated fabric collections, etc.

Santa Clarita United Methodist Church
26440 Bouquet Canyon Rd, Saugus, CA

Incredible bargains!
Bring a friend -- Don't miss it!

Cash or Credit Cards
No Checks




K & M
 Kate and Marc Quilting
 Available for your quilting needs.
 kateandmarcquilting@gmail.com or 562-234-3690
 text preferred

**Lioness
 LONGARM QUILTING SERVICE**

 Joyce Lee Allen
 562-228-9882

 Joyceallen241@gmail.com



The Ad Rates for 2024 are \$50 for one year - any size ad up to one page.

Many of our guild members have allergies so **please do not wear perfume/cologne** to the meetings. Your cooperation in making our gatherings a pleasure for all is much appreciated.

Please support the advertisers in the QBS newsletter and when you visit them please mention where you saw their ad.

WE QUILT 4 YOU



Let us help you finish your quilt
 Hand guided machine quilting
 Large library of Pantograph patterns
 Binding Services

wequilt4you@gmail.com 562.357.9677

Serving Southern California Area

QBS Guild Members—KP (Kathy Peysar) & Mimi Murray

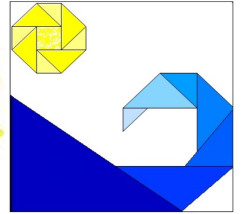


New to quilting??? Check out these sites.

Glossary of quilting terms - www.nationalquilterscircle.com/post/glossary-of-quilting-terms/
 or here - www.allpeoplequilt.com/how-to-quilt/quilting-basics/complete-list-common-quilting-terms

Here is a link to a Missouri Star YouTube video called [Quilting 101: Parts of the Quilt](#)

Quilters by the Sea



Business Name

P.O. Box 92814
Long Beach, CA 90809

E-mail: QuiltersByTheSea@gmail.com
Website: quiltersbythesea.com



Like us on
Facebook

*“Quilting for your community
inspires friendships”*



BOARD OF DIRECTORS

POSITIONS - ELECTED

President
VP. Programs
V.P. Workshops
Treasurer
Secretary
Auditor
Membership
Special Events
Quilt Show (2024-2025)

Brandi Kelly-Contreras
Alan Calgaro
Kate Weber & Janet Dietzman
Lori Davies
Teri Meggers
Kim Snow
Charlotte Lee & Melody Doukenick
OPEN
OPEN

POSITIONS-APPOINTED

Intraguild Chairperson
Community Relations
Librarian(s)
Parliamentarian
Newsletter Editor
SCCQG Representative

Lori Davies
Carolynn Machado-Guarino
Pam Plakos & Lyndell Darby
Marc Hyatt
Patti Paschall
Dr. Deb Belcher

STANDING COMMITTEES

Bee Keeper
Block of the Month
Crumb Box
Equipment
Facility Location Liaison
Greeters
Guild Basket
Historian
Hospitality
Opportunity Quilt 2024
Opportunity Quilt 2025
Photographer
President's Gift
Publicity
Raffle
Retreat
Round Robin Row
Secret Pal
Sew So Saturday
Social Media
Show & Tell
Sunshine and Shadows
Webmaster

OPEN
Alan Calgaro
Kristy Chillington
Linda Monsen
OPEN
Randy Miller and guild members
OPEN
OPEN
Joyce Allen
Susan Fisher and Lynn Adamson
OPEN
Dorothy Foral
OPEN
Dawn Lindelin
Kim Snow
Lori Davies
OPEN
Carole Jurado
Carolynn Machado-Guarino
Dawn Lindelin
Carole Jurado & Dorothy Foral
Dr. Deb Belcher
Dawn Lindelin

GENERAL MEETINGS are held the **2nd THURSDAY OF EVERY MONTH** unless otherwise stated in the newsletter and/or posted on the [Calendar](#) page of our [website](#).

Doors open at 6:15 pm, Meeting starts at 7:00 pm.

Arbor Road Church, Downstairs in the Fellowship Hall, 5336 E. Arbor Road, Long Beach, CA 90808

BOARD MEETINGS are held 9 days before the General Meeting at 6:30 pm unless otherwise stated in the newsletter and/or posted on the [Calendar](#) page of our [website](#). The location rotates among board members.

NEWSLETTER DEADLINE is the Wednesday after the General Meeting. Please email articles in MS Word format to: QuiltersByTheSea@gmail.com

As a reminder, we like to keep your information correct and updated in the Membership Roster. If you have any changes to your information as it appears or if you have updates, please email them to quiltersbythesea@gmail.com.

This guild is organized for educational and charitable purposes. Its objective is to further quilting excellence through education and travel, and to promote quilting in a philanthropic manner. This corporation does not contemplate pecuniary gain or profit to members thereof and is organized for nonprofit purposes. Annual dues are \$40.00 and shall be payable at or before the January general meeting. Membership shall be prorated if paid at or after the July general meeting and shall be half the full annual dues.

Reminder: visitor/guest fees are \$5.00 for in person meetings. Fees may be waived by the President or the Vice President of Programs only. Visitor Fees are generally waived when we do not have a paid speaker for that evening.