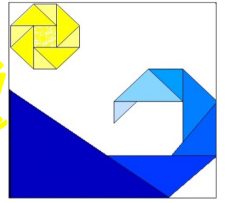


# Quilters by the Sea



Volume XXXI, Issue 7

November 2023



Kate Weber

♪ Over the river, and through the woods... ♪

Welcome to Fall! The trees are beginning to lose their leaves, plans are being made for Thanksgiving gatherings and feasts, and quilters are trying to decide if they have time to finish just one more project before Christmas.

For me, this is a time for reflection on the past year. In my family, each person around the table tells what they are thankful for. The “thanks” range from trite to sublime and no one scoffs at

what’s said. What is said is in the mind of the individual. (I was extremely thankful in college for finding a \$5 bill just as I coasted into the gas station on empty.)

While my dearest thanks goes to my family, I am grateful to the quilters I know. In other words, you. You’ve given me your time and effort participating in our guild activities. Thanks to Linda and Jody for organizing the RD2CA bus (with goodies!), to Mimi and KP and their committee who set up the quilt show and everyone who worked hard to make it a success; thanks to April who was an excellent hostess to our speakers and Wendy for hauling all the workshop paraphernalia back and forth. I’m grateful to Carollynn and “the Garage” folks for sorting donations, making kits, finishing bindings and sewing on labels, who washed and packaged quilts and kept us on track so we reached our goal last month!

Thanks to those of you that work in the background; you are appreciated. I see you, Joyce, setting up the hospitality trays and drinks, Jody and Charlotte who cheerfully greet all who come through our door, Pam and Lyndell who added not only “Fabric and Notions” but also “Show and Tell” to their library duties. Thank you to Teri who keeps the minutes and Lori who keeps the books and to both of them because they remind me of things I forgot to do.

I want to give a huge “Thank you!” to Kim Snow who asks “Why?” and says “I don’t understand” because these questions showed me how much I take for granted, assuming that others know what I know.

I want to recognize our “techies”- Dawn who set up our online registration, website and social media accounts, and Patti who has blessedly taken over keeping up with QBS emails, and stepped in to publish the Newsletters and Blasts.

Thank you to everyone in our guild who came and saw, sewed and shared. You are amazing and I am blessed to know you.

Kate

## Hospitality

Joyce Allen

It’s your turn to bring goodies. Please bring enough nibbles for a dozen or so. Nibbles can be cookies, chips, fruit, and so forth. Yes, store bought is just fine.

Don’t stress, just take your turn. Thanks.

**November** - last names beginning with **U-Z**  
**January 2024** - last names beginning with **A-Car**



**April Berg**



and wiping the tears away, it makes you want to go home right away and make lots of charity quilts.

## 2023 Programs

November 9 Kristie Naranjo

### SCRAPPY APPLIQUE

Scrappy Appliqué is a fun and different applique technique where you collage your leftover scrap fabrics to create a one of a kind project. In this presentation, Kristie will share an overview of the Scrappy Applique process from start to finish and end with a trunk show of different examples of project to inspire quilters to create their own.

December 14th

It is that time of the year to give. We are inviting our Charities to our celebration and presenting them with quilts and donations. When we present the gifts to the Charities, they share with us how the quilts effect their clients. After hearing their stories and wiping the tears away, it makes you want to go home right away and make lots of charity quilts.



***QBS 2023 Winter Quilt Retreat***  
***Vina de Lestonnac Retreat Center***  
[www.vinalestonnac.com](http://www.vinalestonnac.com)

**Lori Davies**

**COME JOIN US FOR A QUILTING RETREAT**

**LOCAL: VINA DE LESTONNAC IN TEMECULA**

**WHEN: DECEMBER 26-29**

Registration/payment in full due by end of November.

Lots of FUN! Sewing, chatting, more sewing!

Pay online or by check made out to Quilters by the Sea:

Single: \$540 Double: \$390

NOTE: Email Lori Davies @ grandma12708@aol.com for a registration form to be emailed to you **IF** you're paying by check.

Online registration has your details in the online request form.



# WORKSHOP

Wendy Dillon



## November 11

Dear Friendly Quilters,

We are having a November Workshop with Kristie Naranjo (Wahoo). There are patterns to pick from on her website - <https://www.kristienaranjo.com/>

Also, the supply list is available too. We do have enough people but I encourage more to come.

Remember our class is only \$35.00 and that is a deal.

This will be my last class for the year and my last time bringing all the totes, irons, trolley and cutting mats (the part I won't miss). However I will miss meeting new people and seeing all the new projects that are being made and the excitement of a new quilter getting a project done!!

All the best to you--have a wonderful holiday season.

## Christmas Tree Workshop







**Gina Lozano**  
Tessellation



**PAM PLAKOS**  
**LYNDELL DARBY**

Thanks to all the participants, without your beautiful quilts there would be no Show & Tell.



**Autumn Leaves**  
Quilted by Madeline Serna



**Signe Kaleel**

**Tribute to William Morris**



**Nancy Toussaint**  
"Chandelier" quilted by Annette Morales. This is a California King size I made for my bed.



**Dance of the Flowers**  
Quilted by Annette Morales. This is my one block wonder taught by Jo Melis earlier this year. I'm very pleased with how it came out.

**Linda Fowler**



**Red, White and Blue Stairstepper**  
Quilted by Annette Morales. I've made dozens of patriotic quilts for Blocks for the Brave but never made one for myself. I decided it was time to make one to keep.




**Melody Doukenick**  
"One Block Wonder". Pieced and quilted by Melody.



**Crossing the Borders**  
Green, yellow, purple batiks, Xs on black.

**Jo Melis**



I won't be making it to the next meeting, so here is a quilt I just finished. It kind of looks like a window pane type pattern, but a little different. Made & quilted by Jo Melis for donation.

There is one more Show & Tell on the next page.





**Brenda Biggart**  
“Modern Pumpkins”  
quilted by  
Annette Morales.



**MEMBERSHIP**  
Charlotte Lee and  
Melody Doukenick

We want to thank all of our guild members for making our guests and new member feel welcomed!!!! Continue the good work!!! Thank you!  
Membership Co chairs Charlotte and Melody



**SEW SEW**  
**SATURDAYS**

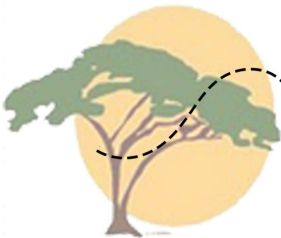
Drop in and join the sewing, fun, advice, and socializing to your heart’s content on the following Saturdays from  
**9am to 4pm:**  
**November 4**  
**November 18**

You can find Carollynn’s address in the member roster. Carpool if possible. Let’s keep her neighbors friendly.

**Birthdays**

**November**

Lois Wilkinson	Nov 08
Pamela Plakos	Nov 10
Charlotte Lee	Nov 18
Dorothy Foral	Nov 28



Here’s what’s happening at our sister guild -  
*Acacia Quilt Guild* of Orange County

**November 2 Meeting**  
Jo Melis  
Quilt Drafting 101

**December 7 Meeting**  
Christmas Party

**January 4 Meeting**  
Caroline Carpenter  
What Your Longarmer Wants You To Know

**November 4 Workshop**  
Jo Melis  
3D Cube Quilt

**December 9 Workshop**  
No Workshop

**January 6 Workshop**  
Caroline Carpenter  
Designing Foundation Paper Pieced Patterns



**Special Interest Groups**

**What? Who? YOU!**

Have you wanted to try a technique or block but been intimidated because it is, or looks, very complicated? Consider forming a small sewing circle to focus on what you want to know. Want some help setting up a special interest group? Contact Kate. Let's talk!

(This does not imply that Kate will organize and/or run your group.)

**Special Interest Group - Gypsy Wife/Wanderer's Wife Kate Weber**

This group starts regular meetings in January, 2024.

Have you wanted to make this Jen Kingwell quilt but were a bit intimidated to attempt it? This is the group for you. Members will work on making and assembling their own blocks for a Gypsy Wife/Wanderer's Wife quilt with lots of encouragement and a bit of assistance from each other.

There will be an organizing meeting on Saturday, DECEMBER 16, 10-11am in the workshop room at Arbor Road Church. We will determine the working hours and time frame, termination date, distribute the supply list, and answer questions. There are currently 7 people signed up and I foresee having at least two groups, possibly based on day or night availability. That's what we need to discuss. If you absolutely can not come in person, text or email me and we'll set something up so you're included!



Questions? Email or text me, my info's on the roster. Supply list below.

**RAGS - Gypsy Wife Wanderer's Wife Supply List**

Leader: Kate Weber

This group will work on making and assembling the blocks for a Gypsy Wife/Wanderer's Wife quilt. The list below lists Kingwell's supply list and comments based on Kate's experience.

check list	Kingwell's Requirements List	Kate's comments
	Kingwell's Gypsy Wife/Wanderer's Wife book	Latest edition available (check Amazon) 2 <sup>nd</sup> ed. is okay, each succeeding edition gets clearer. NO 1 <sup>st</sup> Editions!
		<b>Join Facebook Gypsy Wife/Wanderer's Wife Group</b> - This site has -hundreds of photos of finished quilts in different colorways -downloads for simpler block construction -lists to track block/section completion
	2¼ yds. assorted fabrics for blocks, plains, florals, spots and stripes – fat 16 <sup>th</sup> s work well	Blocks-scrappy or specific color palette. Example: 23 blocks are only 3" finished!-small pieces are useful
	60 assorted WOF strips; 10 @ 4" 50 @ 2"	Strips-don't know why she calls for 4" wide strips; all strips are cut at 1 ½" or 1" wide Jellyrolls work well, too.
	backing	
	batting	
	binding	
	Tools- Rotary cutter, mat, ruler Sewing machine with ¼" foot General sewing supplies (thread, pins, scissors, etc.) Safety pins (to label strips/blocks)	
	Finished quilt measures 59" x 68"	This is easily sized up in a number of ways.

I have two quilt books so we can get started using them but I expect each person to purchase their own within a week or two of starting. Copying the book/pages undercuts the designer and payment for their intellectual property. It's illegal, folks. When I made this quilt I took notes on the pages themselves trying to keep my work organized and progressing.



## 2024 Opportunity Quilt “Stepping Into Spring” Cathe Hagerman-Beizer

This beautiful quilt top was donated by Linda Monsen and quilted by Joyce Allen. “Stepping Into Spring” is queen size (89”x 89”) and the pattern (“BlockStep”) and Moda fabrics are both by designer Robin Pickens. The drawing for the quilt will be held April 11, 2024; tickets are \$1.00 each or 6 for \$5.00. Winner need not be present to win.

Tickets are available from QBS members or by contacting Cathe HagermanBeizer, Opportunity Quilt Chair at [catherhb@yahoo.com](mailto:catherhb@yahoo.com).

As announced at our January General Meeting, the 2024 QBS Opportunity Quilt will have a newly appointed chair, and this is an opportunity to find out more about what that position involves, and to see if it’s a committee you’d like to be a part of in 2024.

Friday, Oct. 27th, 8:00 a.m., Citrus Belt Quilters, Inc., Redlands  
Speaker: none, anniversary meeting

Wed., Nov. 8th, 8:30 a.m., Orange Grove Quilters Guild, Garden Grove  
Speaker: Batty Lady

Tues., Nov. 21st, 8:30 a.m., Pass Patchers Quilt Guild, Beaumont  
Speaker: (unk)

Tues., Nov. 28th, 8:30 a.m., Valley Quilters Guild, Hemet  
Speaker: Wendy Machson

Tues., Jan. 9th, 6:00 p.m., Orange County Quilters Guild, Orange/Anaheim  
Speaker: Linda Sullivan, Colorwerx

Thurs., Feb. 8th, 6:00 p.m., Beach Cities Quilters Guild, Mission Viejo  
Speaker: Christa Watson

Monday, Feb. 12th, 5:30 p.m., Inland Empire Quilters Guild, Corona  
Speaker: (unk)

Tues., Feb. 13, 8:30 a.m., Camarillo Quilters Assoc., Camarillo  
Speaker: (unk)

Mon., Feb. 19th, 5:30 p.m., Canyon Quilters of San Diego, San Diego  
Speaker: (unk)

Mon., Feb. 26th, 6:00 p.m., North Cities Quilt Guild, Yorba Linda  
Speaker: (unk)

Thurs., March 7th, 5:45 p.m., Acacia Quilt Guild of O.C., Buena Park  
Speaker: Patricia Belyea



## November 2023

Event	Date	Time	Place
Board Meeting	Thu. 2	6:30 PM	Zoom
Sew Sew Saturday	Sat. 4	9:00 AM	Sew Sew Saturday at Carollynn's (subject to change)
General Meeting	Thu. 9	7:00 PM	Arbor Road Church, Fellowship Hall Basement Kristie Naranjo, "Scrappy Applique"
QBS Workshop	Sat. 11	9:00 AM	Arbor Road Church, Room A-110 Kristie Naranjo, "Scrappy Applique"
Sew Sew Saturday	Sat. 18	9:00 AM	Sew Sew Saturday at Carollynn's (subject to change)
Sew Sew Saturday	Sat. 25	9:00 AM	Sew Sew Saturday at Carollynn's (subject to change)

## December 2023

Event	Date	Time	Place
Sew Sew Saturday	Sat. 2	9:00 AM	Sew Sew Saturday at Carollynn's (subject to change)
Board Meeting	Thu. 7	6:30 PM	Zoom
Sew Sew Saturday	Sat. 9	9:00 AM	Sew Sew Saturday at Carollynn's (subject to change)
General Meeting	Thu. 14	7:00 PM	Arbor Road Church, Fellowship Hall Basement <b>Holiday Party</b>
Open Sew	Sat. 16	9:00 AM	Arbor Road Church, Room A-110
Gypsy Wife Meeting	Sat. 16	10:00 AM	Arbor Road Church, Room A-110
Sew Sew Saturday	Sat. 16	9:00 AM	Sew Sew Saturday at Carollynn's (subject to change)
Sew Sew Saturday	Sat. 23	9:00 AM	Sew Sew Saturday at Carollynn's (subject to change)
Sew Sew Saturday	Sat. 30	9:00 AM	Sew Sew Saturday at Carollynn's (subject to change)

## January 2024

Event	Date	Time	Place
Board Meeting	Thu. 4	6:30 PM	Zoom
Sew Sew Saturday	Sat. 6	9:00 AM	Sew Sew Saturday at Carollynn's (subject to change)
General Meeting	Thu. 11	7:00 PM	Arbor Road Church, Fellowship Hall Basement Steve Shuman, "Machine Care & Maintenance"
QBS Workshop	Sat. 13	9:00 AM	Arbor Road Church, Room A-110 Steve Shuman, "Machine Hands-On"
Sew Sew Saturday	Sat. 20	9:00 AM	Sew Sew Saturday at Carollynn's (subject to change)
Sew Sew Saturday	Sat. 27	9:00 AM	Sew Sew Saturday at Carollynn's (subject to change)



SCCQG RD2CA

## Update 10/25 *“Stitching a Community Together”* Road to California Quilters Conference January 17-20, 2024

This exhibit is all about how quilting brings us together, whether in a sewing circle, a guild, making quilts for community partners, and/or sharing what we've learned through collaborations and workshops. All SCCQG guilds are encouraged to submit at least one such quilt along with its community story (i.e. a group quilt made for a library fundraiser, one made for a guild charity/philanthropy partner, friendship quilt, “Lou” taught me how to do this, group created quilt made for a community fundraiser, etc.).

Group and individual made quilts accepted for consideration.

Quilts of all styles and techniques are welcome so long as they fit the requirements below.

Entry requirements are as follows (please read carefully):

The quilt must have been finished in 2021/2023 and be in good condition.

Size constraint: perimeter should not be larger than 240” overall and no smaller than 48” overall.

Embellishments must not protrude more than ½” from the surface of the quilt.

The quilt must be made of fabric and quilted either by hand, or machine, or both.

It must be constructed of three layers and bound or closed around all quilt edges.

**Must have a 4” hanging sleeve, and label with contact information.** A suggestion: safety pin contact info to the sleeve where it will be more difficult for casual viewing by RD2CA guests.

Entrant must be a current member of an SCCQG Member Guild or an Affiliate member.

Enter by mail or email **online at the link provided below**. Mailed entries must include a color photo of the quilt with the title of quilt and Entrant’s name clearly listed on the back of the photo (plain paper photo copy is okay).

E-mailed **Online** entries must **send a jpeg** photo named as follows: last name\_(underscore)name of quilt.jpeg. For example: “Smith\_sunrisemountain.jpeg”

Each entry must have a short paragraph describing how the entry created sense of community. **The online entry has a space for this.**

### Timetable UPDATE

**December 1, 2023 (Friday) All entry forms and photos due.**

Enter quilts **ONLINE** using the link provided.

Mailed entry form, quilt/quilt top photo, and a SASE must be received no later than Monday,

**December 1** to PO Box 92814, Long Beach, CA 90809 Attn: SCCQG RD2CA.

**December 19, 2023 Confirmation of entries and drop off/pick up arrangements verified according to online entry information.** Entrants will be responsible for all shipping and insurance costs. Details regarding required sleeve and label indications will also be included.

**January 8, 2024** Deadline for receipt of exhibit quilts. Accepted quilts must be received by the SCCQG Road2CA Curator (Kate Weber) for exhibition.

**January 17-20, 2024** Quilts will be displayed as part of the SCCQG *“Stitching a Community Together”* Exhibit at Road to California, Ontario Convention Center, Ontario, California.

**January 20 – February 10, 2024** Quilts will be returned to Entrants according to prior arrangements.

**Questions:** [SCCQGRD2CA@gmail.com](mailto:SCCQGRD2CA@gmail.com)

**ONLINE ENTRY LINK:**

[https://docs.google.com/forms/d/19w\\_5Ejw8RZb7xF4\\_-8V7lR8MdqnQQTmV8bCuOR1ioU/edit?pli=1&pli=1](https://docs.google.com/forms/d/19w_5Ejw8RZb7xF4_-8V7lR8MdqnQQTmV8bCuOR1ioU/edit?pli=1&pli=1)

Curator Contact Information: Kate Weber, (562) 277-8608 text only please. State name and guild. Kate will call you back.  
**This is important information you may need for dropping off/picking up your quilt/item.**

Kate will travel a ridiculous distance to pick up/drop off quilts. Can your guild be a quilt collection point? (central coast, central & southern San Joaquin Valley) Please let her know.

SCCQG and Road reserve the right to reject quilts not suitable for hanging.

### REMEMBER TO ...

- ❑ Pack your Show & Tell items.
- ❑ Bring a friend.
- ❑ Bring change for the raffle.
- ❑ Bring your projects from previous workshops.
- ❑ Bring goodies if it is your turn.
- ❑ Bring your own coffee cup.
- ❑ Wear your name badge.
- ❑ Come early and sign-in.
- ❑ Silence your cell phones.
- ❑ Make a new friend and introduce yourself to one of our many new members and guests.
- ❑ HAVE FUN - AND LOTS OF IT!!
- ❑ Clean up your area as you leave.
- ❑ Drive safe.



## SUNSHINE AND SHADOWS

### DR. DEB BELCHER


If you have a Sunshine or Shadow to share, please let me know. I will send a card on behalf of the guild.  
My email is: [spnltp@gmail.com](mailto:spnltp@gmail.com)  
Thanks! Dr. Deb



**Dr. Deb Belcher**

October's council meeting installed four new officers and named the Meet The Teacher coordinators. Sonia Das (our own!) gave a presentation on philanthropy by member guilds and ideas were exchanged for projects and recipients.

On a different topic, many guilds are expressing a concern that the cost of speakers is so high. Council will be asking that teachers affiliated with SCCQG make their fees easily available so that guilds can properly budget.



**PAM PLAKOS & LYNDELL DARBY**

### LIBRARY NEWS

Please stop by the library table to pick up a free book of your choice ( or possibly more than one).

We are still accepting magazines donations.

We will continue to have our fabulous fabric bundles and precuts. We sold out of the plastic project boxes but we will have more for sale.

Please stop by to see us!



### Open Sew

**These are not QBS events, this is For Your Information only.**

El Dorado Senior Center (2800 Studebaker, Long Beach) does have a quilting room set up every Wednesday, 9am-1pm. Room comes with irons and ironing boards, otherwise take your own stuff. Plenty of big tables for spreading out projects.

Burns Community Center (5510 Clark Ave, Lakewood) has a room set aside for quilting with tables on the last Wednesday of the month, 9am-1pm.





I am writing to see if my new novel “Scraps” would be of interest to members of your quilt guild. It was inspired by a hope quilt my mother made for my father while he was flying 32 missions in a B-17 bomber over Nazi Germany during WW II. She was pregnant with me at the time. It is now available in print on BookBaby Bookshop, Barnes & Noble or Amazon (slower delivery) or can be instantly downloaded as an e-book. It is a work of fiction suitable for anyone except children due to some violence but no bad words or explicit sexual content. I do think it is a good read and somewhat unique with a quilt as the connecting link. I have attached a short summary and picture of the cover (below) which is my dad’s quilt.

Thanks for your consideration.


Sincerely, Dr. Ted M. Moore 214 641-4114



Many of our guild members have allergies so **please do not wear perfume/cologne** to the meetings. Your cooperation in making our gatherings a pleasure for all is much appreciated.

## Scraps

Jake Conner has spent the last three years fighting a war he never really believed in. As he returns to his Arkansas home – his best friend in a makeshift coffin – he wants nothing more than a life removed from the senselessness of war. Fruitful days on his farm with his sons Steven and Glen. Peaceful nights with his wife Sue beneath the quilt she made for him in the hope he would indeed one day return.



But life is neither its happiest moments nor its darkest days. It is a tapestry of scraps, like the quilt itself. And in the years that follow, the owners of that quilt will see life in all its fullness, for better or worse. It will shelter Steven in his final hours. It will comfort an adopted daughter in the aftermath of unspeakable tragedy.

From parent to child, generation to generation, Scraps will witness joy and sorrow, good and evil, and the people who experience it all. It will journey with Glen and Lucy from the remote soil of Arkansas to the burgeoning city of Dallas. It will accompany Rachel and experience wealth and society in Boston. It will travel with Mary and Jeremiah to Chicago and encounter violence and bloodshed.

And when it’s needed most, it will find its way home once more to Sue, to say goodbye, before returning north again with her great granddaughter.

Scraps is a journey of love, loss and family spanning the years from the end of the Civil War through WW II.



This Autumn Table Runner is just the thing for the season.

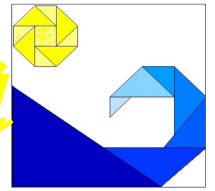
[PDF file link](#)

[Website link](#)



If you see a **FREE PROJECT** on the internet, and you think the guild members might enjoy it, please send the link to [quiltersbythesea@gmail.com](mailto:quiltersbythesea@gmail.com)  
Thank you.

# Quilters by the Sea



## BOARD OF DIRECTORS

### POSITIONS - ELECTED

President	Kate Weber
VP. Programs	April Berg
V.P. Workshops	Wendy Dillon
Treasurer	Lori Davies
Secretary	Teri Meggers
Auditor	Kim Snow
Membership	Charlotte Lee
Special Events	Melody Doukenick
Quilt Show (2024-2025)	Linda Monsen
	Jody Baca
	<b>VACANT</b>

### POSITIONS-APPOINTED

Intra Guild Chairperson	Lori Davies
Community Relations	Carollynn Machado-Guarino
Librarian	Pam Plakos
Parliamentarian	Lyndell Darby
Newsletter	Dawn Lindelin
SCCQG Representative	Patti Paschall
	Dr. Deb Belcher

### STANDING COMMITTEES

Crumb Box	Kristy Chillington
Equipment	Linda Monsen
Facebook	Dawn Lindelin
Facility Location Liaison	Kate Weber
Hospitality	<b>VACANT</b>
Opportunity Quilt	Joyce Allen
Publicity	Cathe Hagerman-Beizer
Raffle	<b>VACANT</b>
Retreats	Kim Snow
Round Robin	Lori Davies
Sew Sew Saturday	Kate Weber
Show & Tell	Carollynn Machado-Guarino
Sunshine & Shadows	Pam Plakos
Webmaster	Lyndell Darby
Zoom Tech	Dr. Deb Belcher
	Dawn Lindelin
	Dr. Deb Belcher

**GENERAL MEETINGS** are held the **2nd THURSDAY OF EVERY MONTH** unless otherwise stated in the newsletter and/or posted on the [Calendar](#) page of our [website](#).

**Doors open at 6:15 pm**

**Meeting starts at 7:00 pm.**

Arbor Road Church  
Downstairs in the Fellowship Hall  
5336 E. Arbor Road  
Long Beach, CA 90808

**BOARD MEETINGS** are held the 1st Thursday of the month at 6:00 pm, via Zoom, unless otherwise stated in the newsletter and/or posted on the [Calendar](#) page of our [website](#).

**NEWSLETTER DEADLINE IS THE 20th of the month.** Please email articles in MS Word format to: [QuiltersByTheSea@gmail.com](mailto:QuiltersByTheSea@gmail.com)

See Membership Roster for Updates or Corrections.

As a reminder, we like to keep your information correct and updated in the Membership Roster. If you have any changes with your information as it appears in the Roster or if you have updates, please email them to the Membership Chairs Charlotte Lee and Melody Doukenick at [quiltersbythese@gmail.com](mailto:quiltersbythese@gmail.com).

This guild is organized for educational and charitable purposes. Its objective is to further quilting excellence through education and travel, and to promote quilting in a philanthropic manner. This corporation does not contemplate pecuniary gain or profit to members thereof and is organized for nonprofit purposes. Annual dues are \$35.00 and shall be payable at or before the January general meeting. Membership shall be prorated if paid at or after the July general meeting and shall be half the full annual dues.

Reminder: visitor/guest fees are \$5.00 for in person meetings. Fees may be waived by the President or the Vice President of Programs only.

Visitor Fees are generally waived when we do not have a paid speaker for that evening.



Kate and Marc Quilting  
Available for your quilting needs.

[kateandmarcquilting@gmail.com](mailto:kateandmarcquilting@gmail.com) or 562-234-3690  
text preferred

**Please support the advertisers in the QBS newsletter and when you visit them please mention where you saw their ad.**



Check out our website at [QuiltersByTheSea.com](http://QuiltersByTheSea.com).



Like us on  
**Facebook**