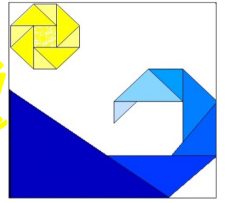


Quilters by the Sea



Volume XXXI, Issue 6

October 2023



Kate Weber

Dear Quilters,

Welcome to Fall! Slightly chillier days and nights are heralding in the season. Pumpkins and spider webs are beginning to appear around the neighborhood and trick-or-treat candy is for sale in extra, extra large bags in the stores. The frenetic pace of summer is slowing down...or is it?

Oh, my gosh! Christmas is around the corner! Get those gift quilts done. Find the perfect presents, the plumpest turkeys and

juiciest hams for the upcoming holiday feasts. Hurry, hurry, hurry-or DON'T!

Take time to be observant of the change of the season, the trees changing color and losing their leaves. Kids going to school in coats and jackets. Measure the grandkids' growth from last year, be thankful for new additions to your family, notice the small things.

Take a breath, breathe and then proceed with the "must do's" in your life.

Remember: Don't sweat the small stuff.

And...almost everything is small stuff.

Thank you, Dawn and the nominating committee, for finding us a slate of board members for 2024 and conducting the election. We still have important positions to fill. Can you help out?

Congratulations to the members who came forward to become our QBS 2024 Board. Thank you for your support.

I want to thank Melody for stepping up to take our Show and Tell Pictures. There were over 45 of them to keep track of. If yours happens to be mislabeled, I apologize. They were put together based on YOUR descriptions on the Show and Tell forms. (Yes, there's a reason we ask for details.)

Again, we've had to cancel a workshop; the October Colourwerx workshop is kaput due to insufficient sign-ups. Sign-ups for November's workshop with Kristie Naranjo, "Scrappy Applique," must be submitted by midnight the Friday after October's guild meeting. Supply list and project photo will be on the website.

Registration fees will be refunded. Details will follow in the Blasts.

Linda Sullivan of Colourwerx will be presenting our program. She's a great speaker. Bring a friend, quilter or not!

See you in October! Wear something "Halloween-y" to spice up the evening.

Spookily yours, Kate



April Berg

2023 Programs

October 12 Linda Sullivan

COLOURWERX: GOT COLOUR? Trunk Show

Who would have guessed that two professionals from television would discover their life long passion in quilting and go on to create new careers, own a quilt shop and design a line of best selling patterns? In this one hour lecture,



Linda - along with her partner, Carl - will take you on their colourful, crazy, quilty journey that started some 18 years ago with the very first Linderella quilt designs to their current obsession for pure colour within their new company, Colourwerx. Lots of show & tell and lots of quilts!

November 9 Kristie Naranjo

SCRAPPY APPLIQUE

Scrappy Appliqué is a fun and different applique technique where you collage your leftover scrap fabrics to create a one of a kind project. In this presentation, Kristie will share an overview of the Scrappy Applique process from start to finish and end with a trunk show of different examples of project to inspire quilters to create their own.



December 14th

It is that time of the year to give. We are inviting our Charities to our celebration and presenting them with quilts and donations. When we present the gifts to the Charities, they share with us how the quilts effect their clients. After hearing their stories and wiping the tears away, it makes you want to go home right away and make lots of charity quilts.



Wendy Dillon

There will **not** be a workshop in October. Please see the calendar section for the time and address for the Celebration of Life for Nancy Jordon on that day.

November 11

In this workshop, you will learn a one of a kind technique called Scrappy Applique. There are a lot of creative possibilities with Scrappy Applique so that no two projects ever look alike. It's fun and easy to pick up for beginners but interesting enough for advanced quilters alike. Whether you're new to applique, or have been doing it for years, this method will teach you some new tips, tricks and techniques.

Since the technique is the same for all Scrappy Applique patterns, each person chooses their favorite for this workshop. There are over 150 patterns to choose from, and you will utilize your own fabric scraps or precuts to create a one of kind project.





**PAM PLAKOS
LYNDELL DARBY**

Thanks to all the participants, without your beautiful quilts there would be no Show & Tell. I (Patti) would also like to thank Melody for stepping up and taking all of these great pictures because Pam and Lyndell were not able to make it to the September meeting.

FYI - the Show and Tell forms ended up with Kate instead of the newsletter editor. Thank you Kate for doing the best you could to get the information to me. Unfortunately, this made it difficult to determine which form went with which quilt so I do hope everyone accepts our apologies if their quilt is not labeled, mislabeled, or even worse, missing. The first page (below) is an orphan page for the items I could not match up.



Orphan Show and Tell Pictures

Orphan Show and Tell Forms

Made and quilted Signe Kaleel
Moda Fantasy

Made by Edyth Henrickson
Quilted by Annette Morales
I Love Cats – Made from a pattern from Keepsake. Supposed to also use gingham fat quarters, but I used those from Kaufman.

Made and quilted by Jo Melis
Diagonal Bars
Green, teal and white “bars” from a quilt pattern in a magazine.



Remaining Three Orphan Show and Tell Pictures



Many of our guild members have allergies so **please do not wear perfume/cologne** to the meetings. Your cooperation in making our gatherings a pleasure for all is much appreciated.



LA County Fair Team's Jelly Roll Race quilt top (left)
Quilted by Kate Weber
Name: Jelly Roll 2.0
Cat Riley used the top in a different way. As a challenge, Kate took the leftovers and finished a 2nd quilt (right).



Birthdays

October

- | | |
|--------------------------|--------|
| Mimi Murray | Oct 04 |
| Alan Calgaro | Oct 05 |
| Samantha McCarthy- Lurie | Oct 17 |
| Jo Melis | Oct 17 |
| Anita Armbrust | Oct 21 |
| Annette Morales | Oct 26 |
| Carol Garcia | Oct 27 |
| Sue Lamkey | Oct 30 |



Jo Melis

I converted one of Elizabeth Hartman's books to use paper piecing for this. So much easier than cutting out a billion little pieces of all different sizes. It is for the auction at the 2024 Acacia tea.



New Arcadia

I call this New Arcadia because my revised (and obvious) way of making it is light years easier than the original directions. It is for donation to Community Relations.



My latest One Block Wonder, front and back.




Made and quilted by **Alan Calgaro**
Baby Boy - Split 9 patch
Little Boy - 1 width x 60" (no picture)
Real Fence - Extended Rail Fence
Leopard Pinwheel - Fun with Half Square Triangles
Geese on the Lilypad
Half & Half - Triangles and Squares (no picture)
Sea Glass and Sea Shells
Jelly Rolls and Diamonds



Made by Linda Fowler
 Quilted by Annette Morales
Dear Jane Abbreviated
 I was in a "Dear Jane" group years ago and made some blocks from batiks. Put them away for years and this year assembled the 70 completed blocks. 70 was ENOUGH!

Made by Janet Dietzman
 Quilted by Kate Weber
Hallo-web-eeen
 Strip from October 2022 President's Halloween Fabric Challenge.



Made and Quilted by Joyce Allen

30's and Warm BOM

A friend gave me a binder with 2 stacks of fabric with each month's instructions marked "30's" and "Warm." First four blocks were already made using 3/8" seams. I completed the other blocks. 24 blocks total made into two quilts.

Double X Ruby (no picture)

Took a workshop called "Throw Tradition a Curve" taught by Lyn Mann given by QBS learning how to sew curves. I enlarged the pattern. This uses the 3" Creative Curve Ruler.

Cozy Quilt 2013 Patchwork Party (no picture)

2013 Quilt Run - No one wanted the laser cut blocks that were handed out. I ended up with five kits and I added solids and borders.



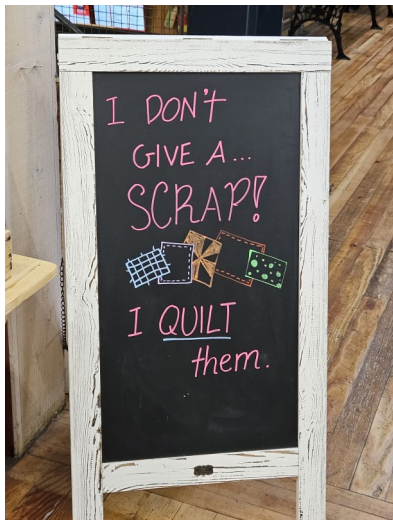
CLASSIFIED ADS
FREE
Koala Serger Table
Koala serger table for sale in LB. Any size serger, was used for Baby Lock Triumph. Originally \$2000+, asking \$900. 2 yrs. old. Betsie 650-619-6119

Made and quilted by Lori Davies
Horses Table Runner - For my daughter.
Dinosaurs - Quilted by Bears. From grandma to Grandson aged 5 years old.





Made by Brenda Biggart
Quilted by Annette Morales
2014 BOM Class by Sandy Szladek
Batiks gone Amish (no picture);
finished September 2023 for UFO
Challenge
Four kid quilts to donate to
Community Relations



I saw this sign
outside a quilt shop
in Ketchikan,
Alaska and simply
had to share it. Patti



Drop in and join the sewing, fun, advice, and socializing to your heart's content on the following Saturdays from
9am to 4pm:
October 7
October 21
October 28

You can find Carollynn's address in the member roster. Carpool if possible. Let's keep her neighbors friendly.

First Job: **STOP**
 Favorite Food: **GIVING**
 Favorite Color: **PEOPLE**
 First Pet's Name: **YOUR**
 First Child's Name: **PERSONAL**
 Favorite Restaurant: **INFORMATION**
 Hometown: **TO**
 Favorite Singer/Band: **GUESS**
 Mother's Maiden Name: **YOUR**
 First Type of Car: **PASSWORDS**
 Favorite Movie: **AND**
 Favorite Animal: **SECURITY**
 High School Mascot: **QUESTIONS**

Made and quilted by: Kate Weber


Purple Tortillas. Appliqued scrappy purple circles. The circles “flop” like tortillas, thus the name. Community Relations item.

Green Tortillas. Appliqued scrappy green circles. Not quilted yet.

A Tortilla for All Seasons. Appliqued scrappy circles in multiple colors. I’m keeping this one!

Joyce’s Fidget & Memory Quilt

I used family photos and tucked some of them behind zippers, snaps and buttons for my 88 year old Aunt Joyce who is in a memory care unit.



Made by: Kate Weber & Janet Dietzman
 Quilted by: Kate Weber
 Name: Toot Toot for Ron
 Friendship quilt for a friend who loves trains, and a small quilt pad for his dachshund.



Guys maintenance tried to visit my house today and only left this on the door I'm crying



COFFEE IN HAND, SUPPLIES AT THE READY, ALICE SETTLES IN, WAITING FOR THE FIRST TELEMARKETER TO CALL.

Made by Dorothy Foral

“Save Me a Slice of the Pie!” - (47’x61”)

No idea who/when the Dresden Plates were started. I got them from The Garage, where I also got the solid aqua fabric. They’re not perfect plates. I had to zigzag the edges-only way to cover the edges.

“Keys of Stained Glass Panel” - (36”x52”)

I won and kept this fabric not knowing it was a panel. While sewing I spotted two holes(!) in the inner border. Lucky for me! I cut it off and found the fabric for a piano key border from my stash – so happy! Most of the piano keys fabric is from Northcott Fabric Co.

Squares Inside Squares (might be on the orphaned Show and Tell Pictures page)

Another orphan from The Garage. I used a favorite pattern and made up measurements from the Internet. So sad we do not know who started these blocks; this one was a lot of work. I hope it finds a good home.

Deer in Winter Snowflakes - (41”x52”)

Orphaned squares from The Garage just perfect for this size quilt. I found the sashing, border and silver snowflake backing fabric from my stash. Candy Stripe binding from The Garage.





Alan Calgaro




Nancy Toussaint
Quilted by Annette Morales
PIXIE - A Christmas "Thank you" for my sister for taking care of our deceased mother's cat for over six years.



Samantha McCarthy-Lurie



Signe Kaleel



Kate Weber



Lori Davies
Truck Table Topper

Hospitality

Joyce Allen

It's your turn to bring goodies. Please bring enough nibbles for a dozen or so. Nibbles can be cookies, chips, fruit, and so forth. Yes, store bought is just fine.

Don't stress, just take your turn. Thanks.

October - last names beginning with **R-T**

November - last names beginning with **U-Z**

MEMBERSHIP

Charlotte Lee and Melody Doukenick

Hello fellow quilters!!! If you see someone wearing a silk flower, that is either a new member or visitor. Please greet them and introduce yourself!!! Thank you and look for the flowers!!!

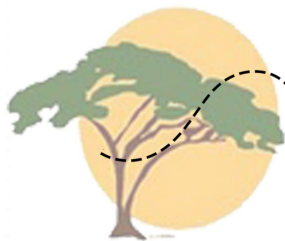




Community Relations

CAROLLYNN MACHADO-GUARINO

The holiday season is already starting. This is when we all start pushing ourselves to finish those quilts and other gifts that we plan to give to our family and friends. The longarmers get busy and have extra heavy workloads. This usually means we have less time for making charity quilts and can't get many more donated - at least until we get through the holidays and New Year. This usually means Community Relations has fewer donations to distribute at our December meeting. Well, I'm happy to announce last month we received over 32 completed quilts and about two dozen quilt tops, many with backs, ready for the next steps. WE MET OUR GOAL OF 350+. We even have several special FUNdraiser quilts to give to our charities. They can use them to raise money or for special projects they have committed to. For Community Relations, we can now start collecting for 2024 and have extras for any events the guild decides to support. I know you'll all continue to push yourselves to keep donating. Right now - and always - You all deserve a big THANK YOU HUG.



Here's what's happening at our sister guild -
Acacia Quilt Guild of Orange County

October 5 Meeting

Kristie Naranjo
 Scrappy Applique Trunk Show

October 7 Workshop

Kristie Naranjo
 Scrappy Applique (\$8 pattern)

November 2 Meeting

Jo Melis
 Quilt Drafting 101

November 4 Workshop

Jo Melis
 3D Cube Quilt

December 7 Meeting

Christmas Party

December 9 Workshop

No Workshop

Getting gas this morning, I noticed the person before me on pump 3 bought \$10.00 worth. Where the hell were they going? To pump 4?



Roadside sobriety tests are getting ridiculous, last night I had to fold a fitted sheet!





2024 Opportunity Quilt “Stepping Into Spring” Cathe Hagerman-Beizer

This beautiful quilt top was donated by Linda Monsen and quilted by Joyce Allen. “Stepping Into Spring” is queen size (89”x 89”) and the pattern (“BlockStep”) and Moda fabrics are both by designer Robin Pickens. The drawing for the quilt will be held April 11, 2024; tickets are \$1.00 each or 6 for \$5.00. Winner need not be present to win. Tickets are available from QBS members or by contacting Cathe HagermanBeizer, Opportunity Quilt Chair at catherhb@yahoo.com.

Below are dates already scheduled for us to visit other guilds with our quilt, for display and to sell tickets. Any member interested in going along is welcome to contact Cathe by email, text or phone, to arrange to do that. The 2024 QBS Opportunity Quilt will have a newly appointed chair, and this is an opportunity to find out more about what that position involves, and to see if it’s a committee you’d like to be a part of in 2024

- Tues., Oct. 10th, 8:30 a.m., Surfside Quilters’ Guild, San Clemente
Speaker: Linda Ballard
- Wed., Oct. 11th, Noon, Crazy Quilters of Laguna Woods, Laguna Woods
Speaker: (unknown)
- Tues., Oct. 17th, 5:45 p.m., South Bay Quilters Guild, Redondo Beach
Speaker: Diane Harris
- Friday, Oct. 27th, 8:00 a.m., Citrus Belt Quilters, Inc., Redlands
Speaker: none, anniversary meeting
- Wed., Nov. 8th, 8:30 a.m., Orange Grove Quilters Guild, Garden Grove
Speaker: Batty Lady
- Tues., Nov. 28th, 8:30 a.m., Valley Quilters Guild, Hemet
Speaker: Wendy Machson
- Tues., Jan. 9th, 6:00 p.m., Orange County Quilters Guild, Orange/Anaheim
Speaker: Linda Sullivan, Colorwerx
- Mon., Feb. 12th, 6:00 p.m., San Fernando Valley Quilters Assoc., Northridge
Speaker: (unk)
- Mon., Feb. 19th, 5:30 p.m., Canyon Quilters of San Diego, San Diego
Speaker: (unk)

Parliamentarian Dawn Lindelin

Election results as announced at the September General Meeting:

President	Brandi Contreras
Vice-President-Workshops	Co-chairs: Kate Weber & Janet Dietzman
Vice-President-Programs	Alan Calgaro
Treasurer	Lori Davies
Secretary	Vacant
Membership	Co-Chairs: Melody Brintnall-Doukenick & Charlotte Lee
Auditor	Kim Snow
Special Events	Vacant
Quilt Show Chair	Vacant



October

Event	Date	Time	Place
Board Meeting	Thu. 5	6:30 PM	Zoom
Sew Sew Saturday	Sat. 07	9:00 AM	Carolynn's (subject to change)
General Meeting	Thu. 12	7:00 PM	Arbor Road Church, Fellowship Hall Basement Linda Sullivan "COLOURWERX: GOT COLOUR?"
	Sat. 14	11:00 AM to 3:00 PM	Celebration of Life for Nancy Jordon Grace First Presbyterian Church, 3955 N. Studebaker Road, Long Beach, CA 90808
Sew Sew Saturday	Sat. 21	9:00 AM	Carolynn's (subject to change)
Sew Sew Saturday	Sat. 28	9:00 AM	Carolynn's (subject to change)

November

Event	Date	Time	Place
Board Meeting	Thu. 02	6:30 PM	Zoom
Sew Sew Saturday	Sat. 04	9:00 AM	Carolynn's (subject to change)
General Meeting	Thu. 09	7:00 PM	Arbor Road Church, Fellowship Hall Basement Kristie Naranjo - SCRAPPY APPLIQUE
QBS Workshop	Sat. 11	9:00 AM	Arbor Road Church, Room A-110 Kristie Naranjo - SCRAPPY APPLIQUE
Sew Sew Saturday	Sat. 11	9:00 AM	Carolynn's (subject to change)
Sew Sew Saturday	Sat. 18	9:00 AM	Carolynn's (subject to change)
Sew Sew Saturday	Sat. 25	9:00 AM	Carolynn's (subject to change)

December

Event	Date	Time	Place
Sew Sew Saturday	Sat. 02	9:00 AM	Carolynn's (subject to change)
Board Meeting	Thu. 07	6:30 PM	Zoom
Sew Sew Saturday	Sat. 09	9:00 AM	Carolynn's (subject to change)
General Meeting	Thu. 14	7:00 PM	Arbor Road Church, Fellowship Hall Basement
Sew Sew Saturday	Sat. 16	9:00 AM	Carolynn's (subject to change)
Sew Sew Saturday	Sat. 23	9:00 AM	Carolynn's (subject to change)
Sew Sew Saturday	Sat. 30	9:00 AM	Carolynn's (subject to change)

REMEMBER TO ...

- ❑ Pack your Show & Tell items.
- ❑ Bring a friend.
- ❑ Bring change for the raffle.
- ❑ Bring your projects from previous workshops.
- ❑ Bring goodies if it is your turn.
- ❑ Bring your own coffee cup.
- ❑ Wear your name badge.
- ❑ Come early and sign-in.
- ❑ Silence your cell phones.
- ❑ Make a new friend and introduce yourself to one of our many new members and guests.
- ❑ HAVE FUN - AND LOTS OF IT!!
- ❑ Clean up your area as you leave.
- ❑ Drive safe.



SUNSHINE AND SHADOWS DR. DEB BELCHER

Recently, I had a conversation with a neighbor (Linda) who lives across the street from my cabin in Big Bear City, CA. Linda is a member of the quilt guild in Big Bear and we were discussing quilt blocks. She's quite knowledgeable in this. She mentioned that Sunshine and Shadow(s) is a quilt block. I wasn't aware of that and found it interesting. I did a bit of research about it and thought I'd share it with you.

My source: The Metropolitan Museum of Art. www.metmuseum.org/art/collection/search/13890

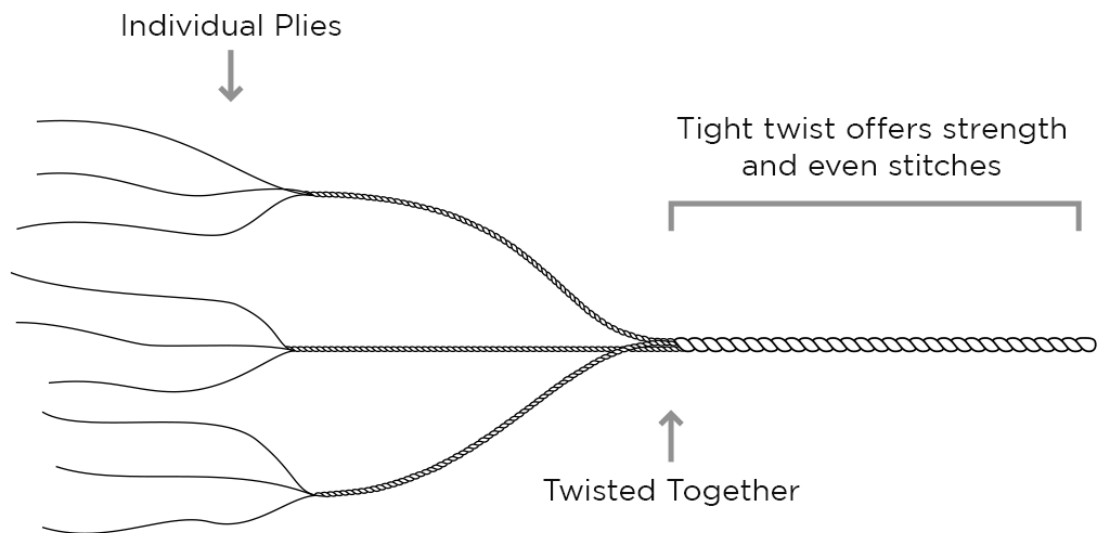
The Sunshine and Shadow pattern and quilt in this article was made by Lancaster County Amish Quilters ca. 1930. The pattern reminded me somewhat of "Trip Around The World" quilts I've seen. The Amish women often used fabric from their clothing making their quilts in unique colorways. The fabrics reflect a more serious tonal quality. The pattern is thought to be symbolic of their religious beliefs including possibly: life's balances: day and night, summer and winter, good and evil.

If you wish to see a wonderful picture and more history of the quilt described in this article, please go to the website listed with "My Source".


If you know of anyone who should get a card from the guild for Sunshine or Shadows, please let me know.

This is from an email I received from Superior Threads.

Ply refers to how many threads are wrapped together to make a single thread. The more threads used - the thicker and more durable the thread. Most of our threads are 2- or 3-ply.



Weight is the thickness of the thread. Simply put, the smaller the number, the thicker the thread.





Brandied Fruit

My Mom found this recipe in the newspaper and made it for years because my Dad just loved it over vanilla ice cream. I think you are supposed to stir it every day as well. None of the fruit is fresh. It is all canned or jarred.

Start with an air tight glass container that can hold about 12 cups. You will need a second container in a few weeks.

Combine 1 C cut (maraschino) cherries and 1 C sugar and store in your container.

Wait 2 weeks and then add 1 C pineapple tidbits and 1 C sugar.

Wait another 2 weeks and then add 1 C cut peaches and 1 C sugar.

Wait yet another 2 weeks and then split the mixture in half.

Half is ready to eat or give away.

In the remaining half, start the cycle all over again with the cherries and sugar.

I have also seen recipes on the Internet that add chopped dried apricots to the cycle.

Enjoy, Patti



Open Sew

These are not QBS events, this is For Your Information only.

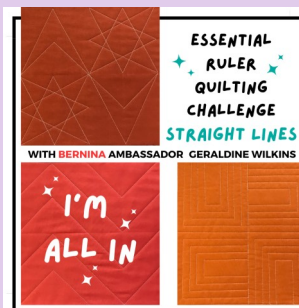
El Dorado Senior Center (2800 Studebaker, Long Beach) does have a quilting room set up every Wednesday, 9am-1pm. Room comes with irons and ironing boards, otherwise take your own stuff. Plenty of big tables for spreading out projects.

Burns Community Center (5510 Clark Ave, Lakewood) has a room set aside for quilting with tables on the last Wednesday of the month, 9am-1pm. BUT Kate was also told no one has shown up for the last two months. She will be going on August 30 to see what the set up is. Anyone want to join Kate?



Ruler Work Part 1 from Bernina - We All Sew

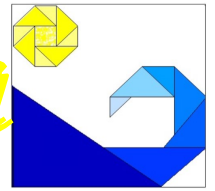
https://weallsew.com/essential-ruler-quilting-challenge-part-one-lines/?j=964566&sfmc_sub=32390074&l=330HTML&u=25353588&mid=10964997&jb=7001&utm_source=BERNINA%20of%20America&utm_medium=email&utm_campaign=WeAllSew%20subscriber%20list-automated&utm_content=Se



If you see a **FREE PROJECT** on the internet, and you think the guild members might enjoy it, please send the link to quiltersbythesea@gmail.com Thank you.



Quilters by the Sea



BOARD OF DIRECTORS

POSITIONS - ELECTED

President	Kate Weber
VP. Programs	April Berg
V.P. Workshops	Wendy Dillon
Treasurer	Lori Davies
Secretary	Teri Meggers
Auditor	Kim Snow
Membership	Charlotte Lee
Special Events	Melody Doukenick
Quilt Show (2024-2025)	Linda Monsen
	Jody Baca
	VACANT

POSITIONS-APPOINTED

Intraguild Chairperson	Lori Davies
Community Relations	Carollynn Machado-Guarino
Librarian	Pam Plakos
Parliamentarian	Lyndell Darby
Newsletter	Dawn Lindelin
SCCQG Representative	Patti Paschall
	Dr. Deb Belcher

STANDING COMMITTEES

Crumb Box	Kristy Chillington
Equipment	Linda Monsen
Facebook	Dawn Lindelin
Facility Location Liaison	Kate Weber
Hospitality	VACANT
Opportunity Quilt	Joyce Allen
Publicity	Cathe Hagerman-Beizer
Raffle	VACANT
Retreats	Kim Snow
Round Robin	Lori Davies
Sew Sew Saturday	Kate Weber
Show & Tell	Carollynn Machado-Guarino
Sunshine & Shadows	Pam Plakos
Webmaster	Lyndell Darby
Zoom Tech	Dr. Deb Belcher
	Dawn Lindelin
	Dr. Deb Belcher

GENERAL MEETINGS are held the **2nd THURSDAY OF EVERY MONTH** unless otherwise stated in the newsletter and/or posted on the [Calendar](#) page of our [website](#).

Doors open at 6:15 pm

Meeting starts at 7:00 pm.

Arbor Road Church
Downstairs in the Fellowship Hall
5336 E. Arbor Road
Long Beach, CA 90808

BOARD MEETINGS are held the 1st Thursday of the month at 6:30 pm, via Zoom, unless otherwise stated in the newsletter and/or posted on the [Calendar](#) page of our [website](#).

NEWSLETTER DEADLINE IS THE 20th of the month. Please email articles in MS Word format to: QuiltersByTheSea@gmail.com

See Membership Roster for Updates or Corrections.

As a reminder, we like to keep your information correct and updated in the Membership Roster. If you have any changes with your information as it appears in the Roster or if you have updates, please email them to the Membership Chairs Charlotte Lee and Melody Doukenick at quiltersbythese@gmail.com.

This guild is organized for educational and charitable purposes. Its objective is to further quilting excellence through education and travel, and to promote quilting in a philanthropic manner. This corporation does not contemplate pecuniary gain or profit to members thereof and is organized for nonprofit purposes. Annual dues are \$35.00 and shall be payable at or before the January general meeting. Membership shall be prorated if paid at or after the July general meeting and shall be half the full annual dues.

Reminder: visitor/guest fees are \$5.00 for in person meetings. Fees may be waived by the President or the Vice President of Programs only.

Visitor Fees are generally waived when we do not have a paid speaker for that evening.



Kate and Marc Quilting
Available for your quilting needs.

kateandmarcquilting@gmail.com or 562-234-3690
text preferred

Please support the advertisers in the QBS newsletter and when you visit them please mention where you saw their ad.



Check out our website at QuiltersByTheSea.com.



Like us on
Facebook