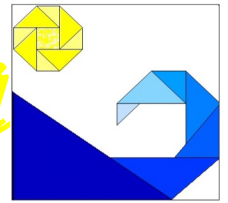


Quilters by the Sea



Volume XXXI, Issue 4

August 2023



Kate Weber

Dear Quilters,

Well begun and half done! It's August and just past the middle of our QBS year. What have you done so far this year? What is left to be accomplished before the year's end? We've held our Quilt Show, had successful workshops and had an excellent turn out for Casino Night! Round Robin is on its last rotation and Community Relations is on target to meet, (actually exceed!) its quilt donation goal.

What more can be done? We've done so much!

How about taking on the chair of one of our committees? Do it with a co-chair for twice the fun and half the planning.

Want to meet our members? Be our President, Special Events, or Quilt Show Chair

Learn new quilting techniques? VP-Workshop (free for the chair!)

Meet our lecturers "up close and personal"? VP-Program (April will continue as Home Hostess.)

Love to work with numbers? Treasurer, Internal Auditor

These are the elected positions on our board:

President* ¹	Membership
Vice-President Program*	Internal Auditor
Vice-President Workshop*	Special Events*
Treasurer	Quilt Show* (2 year position)
Secretary*	(*=definitely do not want their jobs again)

Elected positions will be voted on in September. We're "dark" in August, so now is the time to let the nominating committee know your interest. (Contact Dawn Lindelin)

** **

On a different subject: I recently Zoomed a Cyber Security lecture, part of SCCQG's quarterly meeting. Lots of good stuff for making your information harder to get to than someone else's info (Think: you only have to be faster than the other person when a bear is chasing you!) There will be snippets of information in the coming newsletters on some ways to thwart the bad guys.

All right, enough already! Have a restful August,

Kate

[¹ And what will I be doing? Well, I volunteered for something I've never done before. I will be curating the Southern California Council of Quilt Guilds' exhibit at Road to California in January! I've been told that I need 50-60 quilts to have a robust exhibit. Anyone want to help hang this exhibit's quilts January 15, 2024?]

Hospitality

Joyce Allen

It's your turn to bring goodies. Please bring enough nibbles for a dozen or so. Nibbles can be cookies, chips, fruit, and so forth. Yes, store bought is just fine.

Don't stress, just take your turn. Thanks.

August-no meeting this month

September-last names beginning with **Mo-P**



April Berg



2023 Programs

September 14 - Guild Elections

October 12 Linda Sullivan


COLOURWERX: GOT COLOUR?

Boost your colour confidence and learn to use every colour of the rainbow in your quilts. Discussion of the basics of colour theory, colour concepts and how to create and combine dynamic colour palettes, as well as tips on finding colour inspiration for your next quilting project.

See the workshop info in the workshops article.

Check out: colourwerx.com

JELLY ROLL RACE



Quilt size	# of jelly rolls	Size in inches (approx.)
Crib or baby quilt	1/2 package or 20 strips	32 1/2 by 50
Lap	1 package or 40 strips	50 by 64
Twin	1 1/2 packages or 70 strips	64 by 88
Queen	3 packages or 105 strips	86 by 93
King	3 packages or 120 strips	104 by 93

** all strips mentioned are the standard size of 40 inches

WORKSHOP

Wendy Dillon

Hello to all and Happy Hot Summer!!

We had our July "Free Sew" at the church and it was fun.

We had lots of sewing going on, and at 11:00 AM Jo Melis came by to help us with our "One Block Wonder Panels" and Kaleidoscope quilts. A big THANK-YOU to Jo for helping us again!

In August we are dark.

September 16, 2023, we will be having Trudy Cleveland-"Shoot Your Quilt"--a photo class.



October 14, 2023, Linda Sullivan with Colorwerx, "Two Techniques in ONE-Topaz!"

November 11, 2023 is Kristi Naranjo, "Scrappy Applique"

December 16, 2023, no workshop

I hope you can sign up for these classes. I think they will be really fun. Workshop fee is \$35

All the Best





Jo Melis

I believe this kit from Connecting Threads is called "Castle Walls". I made it for donation.



**PAM PLAKOS
LYNDELL DARBY**

Thanks to all the participants, without your beautiful quilts there would be no Show & Tell.



Martha's Quilt

Pink, blue, green printed marbled fabric with black and white backing and binding.



Kate Weber

The Magician's Quilt

Made for a friend retiring from teaching who has also worked as a professional magician.



One Block Wonder

Charlotte Lee

Quilt has no name yet. Made with wonderful instructions by Jo Melis



Bright Bricks

Alan Calgaro

Pieced and quilted by Alan – easy and quick.



Grunge Chic

Edyth Henrickson

Quilted by Annette Morales. This is from a pattern provided by Sandy Szladek.



Six Block Star

I got 5 old blocks and made one and put on a large border.



Tropical Blue



Mountain



Easy Spool

All of these quilts were quilted by Madeline Serna.

SHOW AND TELL CONTINUED

Dorothy Foral



All quilts were quilted by Christy Close.

Rainbow Jelly Roll with Butterfly Applique
Jelly was from Robert Kaufman.

A Study of Horses
I found this pattern on the internet. Arranging the strips from dark to light.

Flip and Flop Jewels Jelly
Inspired by Jenny from Missouri Star Quilt Co.

Shabori Indigo Jelly
I separated the lights from the darks and created sets of 3.



Brandi Kelly-Contreras

Both were quilted by Annette Morales.

Boo Boot – Made in a QBS Class with Lauretta Crites. Fun technique, loved the class.

Windy in the Woods - Wendy took a class and must not have like it, so she gave it to me.



2024 Opportunity Quilt

Stepping Into Spring

Cathe Hagerman-Beizer

This beautiful quilt top was donated by Linda Monsen and quilted by Joyce Allen. “Stepping Into Spring” is queen size (89”x 89”) and the pattern (“BlockStep”) and Moda fabrics are both by designer Robin Pickens. The drawing for the quilt will be held April 11, 2024; tickets are \$1.00 each or 6 for \$5.00. Winner need not be present to win. Tickets are available from QBS members or by contacting Cathe Hagerman-Beizer, Opportunity Quilt Chair at catherhb@yahoo.com.

Cathe has scheduled a visit (with the quilt) to Nite Owls Quilt Guild in Montclair, at 6:00 p.m., on Thursday, July 27th, at which meeting the speaker, Jean Impey, will give her presentation “Fabulous Faces Freddy-Style”. Any member interested in going along is welcome to contact Cathe to arrange to do that, by email at catherhb@yahoo.com. As announced at our January General Meeting, the 2024 QBS Opportunity Quilt will have a newly appointed chair, and this is an opportunity to find out more about what that position involves, and to see if it’s a committee you’d like to be a part of in 2024.

SEW SEW SATURDAYS

Please join us as we shop for fabric, quilt, do hand work, and socialize on the following Saturdays from **9am to 4pm** at Carolynn's house.

Aug 5

Aug 12 - Closed

Aug 19

Aug 26



Find Carolynn's address in the member roster.
Carpool if possible. Let's keep her neighbors friendly.

MAKE A DIFFERENCE - VOPE

Parliamentarian
Dawn Lindelin

Voting for the 2024 QBS Election is closed at this time. Please cast your vote between **September 7, 2023 and September 13, 2023.**

Please contact the webmaster if you are having trouble with this form.

Current Nomination Slate:

President	Brandi Contreras	
VP Programs	Alan Calgaro	(*needs board approval)
VP Workshops	Kate Weber/Janet Dietzman	
Secretary	Open	
Treasurer	Lori Davies	(board approved)
Membership Chair(s)	Melody Doukenick/Charlotte Lee	(board approved)
Internal Auditor	Kim Snow	(board approved)
Special Events Chair(s)	Open	
Quilt Show Chair(s)	Open , this is a full two-year position.	

Election instructions and the ballot are on the next page.



This Holiday Table runner would be great for Halloween and Thanksgiving.

<https://blog.thermoweb.com/heatnbond-ez-print-scrappy-pumpkin-table-runner/>



If you see a **FREE PROJECT** on the internet, and you think the guild members might enjoy it, please send the link to quiltersbythesea@gmail.com
Thank you.



Parliamentarian's Election Instructions

The QBS election for 2024 will be conducted with online voting during the week of September 7 - 13, 2023. Election results will be announced during the September General Meeting, on September 14, 2023.

The link to the ballot is:

<https://quiltersbythesea.com/qbs-election-2024/>

Password: Election24 (capital E)

This link will only be accessible beginning at midnight September 7 and will expire at midnight on September 13, 2023.

If you are unable to access the electronic ballot or prefer to vote by mail, you may print out a paper ballot included in this newsletter and mail it to the QBS PO Box (address on ballot).

Quilters by the Sea 2024 Ballot (Fiscal Year 2024)

Please choose one candidate or group of candidates per office.

No write-in candidates allowed per Quilters by the Sea Bylaws & Standing Rules

Role	Nominee(s)	Vote (X)
President	Brandi Contreras	
Vice-President-- Workshops	Co-chairs: Kate Weber & Janet Dietzman	
Vice-President-- Programs	Alan Calgaro	
Treasurer	Lori Davies	
Secretary	Vacant	
Membership	Co-Chairs: Melody Brintnall-Doukenick & Charlotte Lee	
Auditor	Kim Snow	
Special Events	Vacant	
Quilt Show Chair	Vacant	

MEMBERSHIP

Charlotte Lee and Melody Doukenick



Greetings fellow quilters! We have had quite a few visitors the last few months!! Thank you to all who have made them feel welcome!!! We hope to see you all in September! Until then happy quilting!!!

SMALL GROUP WORKSHOPS:

“I have an idea about members helping members...” she said.

Is there a project that you really wanted to do but then put off because it just seemed too complicated? Did you get into the middle of it and want to toss it? You pushed through and suddenly it didn't seem quite as complicated anymore? You can help others now!

Or do you want to try a difficult pattern but not by yourself? Want some friends while you try a pattern?

Would you be willing to shepherd a small group through the same project? (Think once a week for 4-8 weeks, or 3 days in a row for 3 hours, etc.)?

If your answer is “Yes!”, or even a tentative “Maybe...”, please complete and send to quiltersbythesea@gmail.com with subject line **Small Group Workshops**.

Name _____ Email _____

Project(s) you want to teach **OR** want to work on with others- (ex: Wander's Wife, Tumbling 3D Cubes)

Duration _____ (ex: 3 hrs x 1/week x 6 weeks)

Location _____ (ex: your house, Sew Sew Saturdays, QBS Workshop room*)

_____ *only available 1/mo

How many members can attend? _____ (ex: 1-3, min. of 3, ...)

Would you want remuneration? NO. We'll just work together to get it done. (Donate to QBS?)

YES. Amount? _____ (ex. \$10)

Be as specific and detailed as possible about the project class

Specifics & details:

- Group objective: make blocks, learn technique, finish a component/whole quilt top, etc
- How much room is there?
- Getting sewing tools to location
- Note that QBS does not authorize or suggest photocopying © material-buy the pattern/book!



August

We do not have a Meeting or Workshop in August

Event	Date	Time	Place
Summer Retreat	Wed. 2		The Summer Retreat is from August 2 - August 6 this year.
Board Meeting	Thu. 10	6:30 PM	Zoom
Sew Sew Saturday	Sat. 5	9:00 AM	Carollynn's (subject to change)
Sew Sew Saturday	Sat. 19	9:00 AM	Carollynn's (subject to change)
Sew Sew Saturday	Sat. 26	9:00 AM	Carollynn's (subject to change)

September

Event	Date	Time	Place
Sew Sew Saturday	Sat. 2	9:00 AM	Carollynn's (subject to change)
Board Meeting	Thu. 7	6:30 PM	Zoom
Sew Sew Saturday	Sat. 9	9:00 AM	Carollynn's (subject to change)
General Meeting	Thu. 14	7:00 PM	Arbor Road Church, Fellowship Hall Basement Annual Elections and Ugly Fabric Swap
QBS Workshop	Sat. 16	9:00 AM	Arbor Road Church, Room A-110 Trudy Cleveland, "Shoot Your Quilt"
Sew Sew Saturday	Sat. 23	9:00 AM	Carollynn's (subject to change)
Sew Sew Saturday	Sat. 30	9:00 AM	Carollynn's (subject to change)

October

Event	Date	Time	Place
Board Meeting	Thu. 5	6:30 PM	Zoom
Sew Sew Saturday	Sat. 7	9:00 AM	Carollynn's (subject to change)
General Meeting	Thu. 12	7:00 PM	Arbor Road Church, Fellowship Hall Basement Linda Sullivan (Colourwerx) Got Color? - The Ultimate Color Lecture
QBS Workshop	Sat. 14	9:00 AM	Arbor Road Church, Room A-110 Linda Sullivan (Colourwerx) Two Techniques in One - Topaz
Sew Sew Saturday	Sat. 21	9:00 AM	Carollynn's (subject to change)
Sew Sew Saturday	Sat. 28	9:00 AM	Carollynn's (subject to change)


No QBS meeting in August! Get your guild meeting fix by attending Acacia Quilt Guild. Sister guild Acacia meets on the first Thursday of the month, August 3 at 6:30pm at the Ehlers Senior Center in Buena Park.



Here's what's happening at our sister guild -

Acacia Quilt Guild of Orange County

<p>August 3rd Meeting Jeff Warner, Kaleidoscope Trunk Show</p>	<p>August 5th Workshop Kaleidoscope (\$12 pattern)</p>
<p>September 7th Meeting Caroline Carpenter What Your Longarmer Wants You to Know</p>	<p>September 9th Workshop Designing Foundation Paper Pieced Patterns</p>



Dr. Deb Belcher

SCCQG's quarterly meeting focused on internet security both for personal use and guild websites. Suggestions included: stronger passwords and changing them more often. Use a different password for every website, etc. Not giving out personal information. How easily our personal/financial information is compromised (Scary!!). Also, what to avoid in our guild websites to keep both the website and the members more protected. This meeting was recorded so you can go to the SCCQG website and watch it. It's worth the watch.

Other items mentioned in the meeting:

- August 1, 2023 is the newsletter article deadline for SCCQG
- Opportunity quilt raffle dates have to be reported to the Secretary of the State of CA.
- Guilds need to be sure certificates of Insurance are given to the venue/meeting places. QBS has our certs. However, if needed, they are available through SCCQG
- There was a Bylaw Revision which was passed by the voting reps.
- Road to CA—Can register your guild's (opportunity) quilts.

Please forgive me for my mistakes! I am still quite new at the SCCQG thing and still learning what I'm supposed to do—like write an article for the QBS newsletter.

Community RELATIONS


Carollynn Machado-Guarino

As we move into August many of our charities are preparing for school to begin, and will have extra needs as more students enroll. 'For the Child' often provides school supplies. If you would like to send school supplies, please let Carollynn know so that she can provide you with the mailing address. Thanks to the participants at the Jelly Roll Race, performed at the LA fair, QBS was able to funnel an additional monetary donation to them, as well as deliver the third quarter donations during the last meeting. Michelle

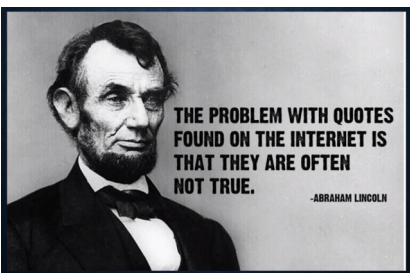
Wintersen, the Director, was overwhelmed and couldn't say how much they appreciate all of your efforts.

'Caring Connections' will also be assisting and supporting students and their families as school starts up again. 'Caring Connections' shut down for summer before we could deliver the second quarter quilts. Therefore, we will deliver both the second and third quarter quilts to them.

Thanks to all your efforts we will have over 313 quilts and afghans ready for our other charities. We are heading towards our 350 quilt goal in record time. We hope to make this a banner donation year. Please keep up the great work as our community (and country) needs all the kindness and caring for others we can mustard up. Thank you all.



"What's wrong with this?"

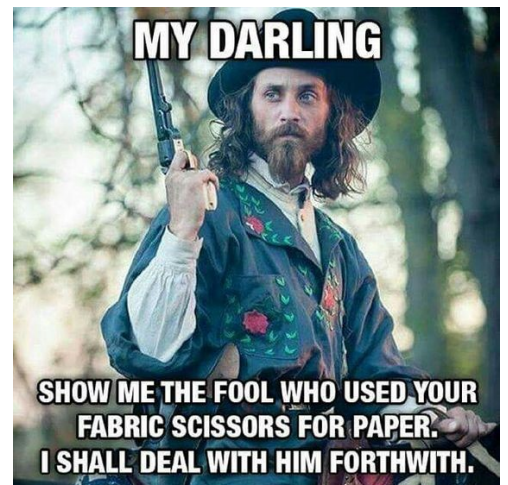


DANCE LIKE NO ONE'S WATCHING, BUT TEXT LIKE IT WILL BE READ IN COURT ONE DAY

Perfect, I'll pick this tomorrow



The next day



Call for Quilts [SCCQG 2024 Special Exhibit](#) *“Stitching a Community Together”* Road to California Quilters Conference January 17-20, 2024

This exhibit is all about how quilting brings us together whether in a sewing circle, a guild, making quilts for community partners, and/or sharing what we've learned through collaborations and workshops. All SCCQG guilds are encouraged to submit at least one such quilt along with its community story (i.e. group quilt made for a community fundraiser, for philanthropy/charity partners, friendship quilt, “Lou” taught me how to do this, etc.).

Group and individual made quilts accepted for consideration.

Quilts of all styles and techniques are welcome so long as they fit the requirements below.

Entry requirements are as follows (please read carefully):

The quilt must have been finished in 2021/2023 and be in good condition.

The size constraint is that its perimeter should not be larger than 240” overall and no smaller than 48” overall.

Embellishments must not protrude more than ½” from the surface of the quilt.

The quilt must be made of fabric and quilted either by hand, or machine, or both.

It must be constructed of three layers and bound or closed around all quilt edges.

Entrant must be a current member of an SCCQG Member Guild or an Affiliate member.

Mailed entry forms must include a color photo of the quilt with the title of quilt and Entrant's name clearly listed on the back of the photo. E-mailed entries must include a separate digital **jpeg** photo named as follows: entrant's last name_(underscore)name of quilt.jpeg. For example: “Smith_sunrisemountain.jpeg”

Timetable

October 23, 2023 (Monday) All entry forms and photos due.

Mailed entry form, pictures, and a self-addressed stamped envelope must be received no later than Monday, October 23, 2023. (Include an email address for confirmation of receipt.) See instructions above.

December 4, 2023 Notification letters will be e-mailed by this date. Accepted entries will receive instructions for quilt shipment. Entrants will be responsible for all shipping and insurance costs. Details regarding required sleeve and label indications will also be included.

January 8, 2024 Deadline for receipt of exhibit quilts. Accepted quilts must be received by the SCCQG Road2CA Curator (Kate Weber) for exhibition.

January 17-20, 2024 Quilts will be displayed as part of the SCCQG “*Stitching a Community Together*” Exhibit at Road to California, Ontario Convention Center, Ontario, California.

January 20 – February 5, 2024 Quilts will be returned to Entrants according to prior arrangements.

Questions via email to SCCQGRD2CA@gmail.com (Kate Weber)

SCCQG and Road reserve the right to reject quilts not suitable for hanging.

REMEMBER TO ...

- ❑ Pack your Show & Tell items.
- ❑ Bring a friend.
- ❑ Bring change for the raffle.
- ❑ Bring your projects from previous workshops.
- ❑ Bring goodies if it is your turn.
- ❑ Bring your own coffee cup.
- ❑ Wear your name badge.
- ❑ Come early and sign-in.
- ❑ Silence your cell phones.
- ❑ Make a new friend and introduce yourself to one of our many new members and guests.
- ❑ HAVE FUN - AND LOTS OF IT!!
- ❑ Clean up your area as you leave.
- ❑ Drive safe.



**SUNSHINE AND SHADOWS
DR. DEB BELCHER**

If you have a Sunshine or Shadow to share, please let me know. Currently, Sue Lamkey's husband, Roy, is quite ill. Nancy Jordan has been quite ill as well. Please keep them in your thoughts. If you have something to share, please let me know. I will send a card on behalf of the guild.

My email is: spnltap@gmail.com

Thanks! Dr. Deb



CLASSIFIED ADS
FOR SALE



BabyLock Crown Jewel Long arm machine with 5-10 feet Pearl Frame. Have to downsize. Asking \$4000 OBO. Text mylene 562-412-7772

Birthdays

August

Louise Malenofski	Aug 08
April Berg	Aug 13
Jody Baca	Aug 14
Joyce Allen	Aug 21
Carol Beliso	Aug 21
Alice Finkelstein	Aug 25




Many of our guild members have allergies so **please do not wear perfume/cologne** to the meetings. Your cooperation in making our gatherings a pleasure for all is much appreciated.

An American Quilt

SEAN DIETRICH JULY 8, 2023

Last night the old quilting club got back together for the first time. Nine older ladies gathered in Denise's living room in rural West Virginia. They sat in a big circle, just like women did in days of yore. They had a kind of socially-distanced quilting bee.



The group welcomed a new member into the fold. Andrea, who is 14 years old. She was the youngest in a roomful of women who were all over age 70.

The first thing anyone should know about quilting is that a quilt is NOT just a blanket. The women are clear on this. Especially not a patchwork quilt. Miss Denise, who founded this group 21 years ago, describes a quilt like this:

“It’s like building a four-bedroom house with a needle.”

Miss Denise remembers her first solo quilt when she was 12 years old. She worked on it for a solid year using scrap material salvaged from her father’s old clothes. She remembers laboring on this quilt while listening to the Everly Brothers sing “All I Have to Do Is Dream” on a record player.

“I’ve been quilting for a long time,” she says quietly.

On average, a large patchwork quilt takes about 100 hours to complete. Some quilts move quicker; others take longer. Either way, there is a lot more than just needlework involved in constructing the Great American Quilt.

Denise tells me there’s planning, drawing, gathering, cutting, arranging, sewing, fixing mistakes, binding, and constantly repouring glasses of wine.

“Yes, wine,” says Denise. “That’s an important part of our little club. I like the pink wines best. I’m Methodist, we’re allowed to drink.”

The art of quilting is believed by some to date back to 3400 B.C. And to give you an idea of just how old that is: the Sahara Desert began to form around this period.

The pharaohs used quilts. There is also evidence of quiltwork in ancient Asia. Medieval knights and men-at-arms wore quilted underwear beneath their armor.

Quilts in America probably arrived first during the 1500s, within the berths of square-rigged Spanish ships. By the 1700s, European colonists had made quilting our national pastime. Nearly all early American households had at least one heirloom quilt.

But it wasn’t until the mid-1800s that female American settlers took the simple craft of patchwork quilting and elevated it into a veritable art form.

No other people group has contributed more to patchwork quilting than the American woman. Quilting became what homesteading women “did.” The practice of making a quilt was entertainment, a way to recycle fabric, a social event, it was a way to unwind before an open hearth.

Headstrong women from nearly all ethnic groups, with their roughened hands and callused fingers, patched quilts together from swaths of old canvas, empty flour sacks, stockings, and any rags they could find.

Many classic patterns from their era are the same patterns still widely used today. Patterns with olden names like “Churn Dash,” “the Four Patch,” “the Nine Patch” and the “Roman Stripe.”

The women in my own family were quilters. My mother quilted. So did her ancestors. In fact, in my hall closet I have one such rag quilt made by my great-great-grandmother.

To modern eyes this quilt is a visual disaster. There are no two fabric patches that go together. There are ugly purples, chicken-vomit greens, faded pinks, material from old sugar bags, scuffed denim, and shreds from wagon tarps. It’s an eyesore. But to my family it is precious.

Because here’s the thing. This quilt is probably about 150 years old. And here’s something else that requires all caps: THIS QUILT IS STILL IN GOOD SHAPE.

One hundred and fifty years of daily wear and the thing still works. Show me another household item that is half as durable not including pet rocks.

Continued on the next page.

The oldest woman in Denise's quilting group is Wilma (age 88). I called her this morning to ask a few questions.

She says her hands are gnarled with arthritis, but she can still operate scissors. Wilma recently received a vaccine and feels comfortable rejoining the group after a long year.

Wilma says, "I learned to quilt when I's 9 years old. Mama always quilted, so did Granny. It was just what we did back then."

Then she tells a story:

"For lotta generations, girls in Mama's family would start sewing squares with a needle at, oh, guess around age 9.

"They did this each night till they had them a bunch of squares saved up. Mostly old family patterns from old Ireland and Scotland and such.

"Well, once a girl got engaged, she'd get her squares out and start piecing them together to make herself a big marriage quilt, and this quilt is what would cover her bridal bed.

"On Mama's wedding night, Daddy would've seen Mama's marriage quilt for the first time. And he wasn't just seeing a quilt, you understand, he was seeing Mama's whole girlhood."

Wilma says the antique quilt still exists in her family. Not long ago, the heirloom was passed down to her grandchildren. And it gave Wilma great pleasure to point to certain squares and say, "See? my mama did this one when she was your age."

At the end of her story, I ask Wilma why, after all these years, she still loves to help make patchwork quilts.

"Oh," she says. "I think it's just a woman's way of taking ugly old things and refitting them together to be pretty again. Sort of like God does with people."

I've been sitting here for 10 minutes trying to think of a better closing line than that. But I can't.



Sean Dietrich

[Sean Dietrich](#) is a columnist, novelist, and stand-up storyteller known for his commentary on life in the American South. His work has appeared in Newsweek, Southern Living, Reader's Digest, Garden and Gun, The Tallahassee Democrat, the Birmingham News, The Mobile Press Register, and his column appears in newspapers throughout the U.S. He has authored fifteen books, he is the creator of the Sean of the South Podcast, and makes appearances on the Grand Ole Opry.

As a child, I liked to write. I filled up notebooks with tales of the high-seas, shameless vixens, and steamy scenarios combining both of the aforementioned. My fifth grade teacher found one of my notebooks and scanned through it. She told me I wrote with too many commas, and encouraged me to pursue a career in construction work.

That, old, woman, never, liked, me.

Years later, I learned my teacher had left the school. She took a job at the Piggly Wiggly as a cashier. I went to visit the old girl, to show her the man I'd grown into.

She seemed genuinely glad to see me. And I was just as glad to find her wearing that red apron for a living. After visiting for a few minutes, I realized something I'd never noticed before. Beneath her hard-shell exterior was a regular lady, working from nine to five for pennies. She was doing the best she could with her life. Just like me.

Before I left, she asked me what kind of work I did.

At the time, I worked in construction.

The Santa Monica Quilt Guild invites you to our **FABRIC SALE**. In the last two years we have received a number of large fabric donations and it's time to share the bounty! All fabric is \$2 per yard. All is first-quality quilting fabric. There are many large pieces that are perfect for backs. Pre-measured and marked – NO cutting. We can accept cash, checks for any purchase amount and credit cards for a minimum purchase of \$25.


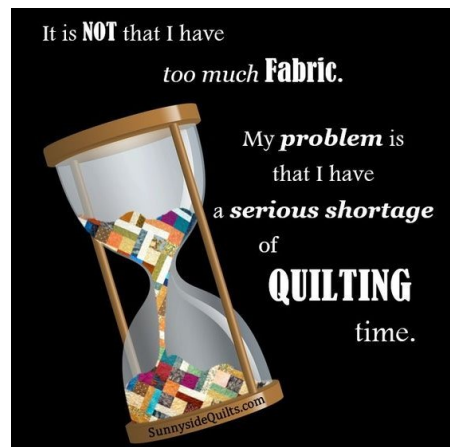
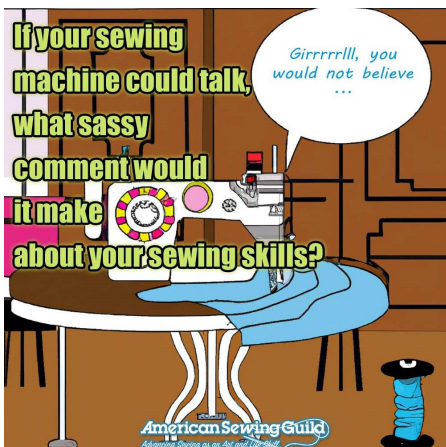
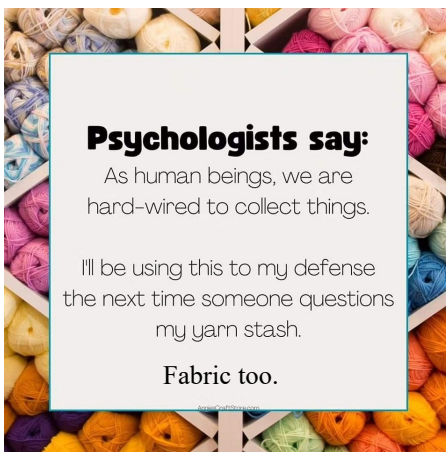
Saturday, July 29, 2023, from 10:00 am to 2:00 pm
3744 Wasatch Avenue, Los Angeles (near Venice Blvd. and Centinela Ave.).

We're only ~2 miles from the beach so it's a great day for a road trip, shopping, and lunch at Marina del Rey! And, while you're in the area, drop by the new location for Sewing Arts, 2306 Corinth Avenue, Los Angeles.

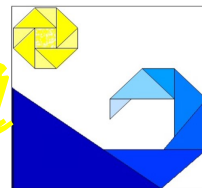
If you have any questions about the sale, please contact Kennalee Mattson at kennaleem@aol.com or Pam Overton at pam@travelingquilters.com.

Pam Overton
The Traveling Quilters
pam@travelingquilters.com
(310) 701-2706

www.travelingquilters.com



Quilters by the Sea



BOARD OF DIRECTORS

POSITIONS - ELECTED

President	Kate Weber
VP. Programs	April Berg
V.P. Workshops	Wendy Dillon
Treasurer	Lori Davies
Secretary	Teri Meggers
Auditor	Kim Snow
Membership	Charlotte Lee
Special Events	Melody Doukenick
Quilt Show (2023)	Linda Monsen
	Jody Baca
	VACANT

POSITIONS-APPOINTED

Intraguilid Chairperson	Lori Davies
Community Relations	Carollynn Machado-Guarino
Librarian	Pam Plakos
Parliamentarian	Lyndell Darby
Newsletter	Dawn Lindelin
SCCQG Representative	Nancy Jordan
	Dr. Deb Belcher

STANDING COMMITTEES

Crumb Box	Kristy Chillington
Equipment	Linda Monsen
Facebook	Dawn Lindelin
Facility Location Liaison	Kate Weber
Hospitality	VACANT
Opportunity Quilt	Joyce Allen
Publicity	Cathe Hagerman-Beizer
Raffle	VACANT
Retreats	Kim Snow
Round Robin	Lori Davies
Sew Sew Saturday	Kate Weber
Show & Tell	Carollynn Machado-Guarino
Sunshine & Shadows	Pam Plakos
Webmaster	Lyndell Darby
Zoom Tech	Dr. Deb Belcher
	Dawn Lindelin
	Dr. Deb Belcher

GENERAL MEETINGS are held the **2nd THURSDAY OF EVERY MONTH** unless otherwise stated in the newsletter and/or posted on the [Calendar](#) page of our [website](#).

Doors open at 6:15 pm

Meeting starts at 7:00 pm.

Arbor Road Church
Downstairs in the Fellowship Hall
5336 E. Arbor Road
Long Beach, CA 90808

BOARD MEETINGS are held the 1st Thursday of the month at 6:30 pm, via Zoom, unless otherwise stated in the newsletter and/or posted on the [Calendar](#) page of our [website](#).

NEWSLETTER DEADLINE IS THE 20th of the month. Please email articles in MS Word format to: QuiltersByTheSea@gmail.com

See Membership Roster for Updates or Corrections.

As a reminder, we like to keep your information correct and updated in the Membership Roster. If you have any changes with your information as it appears in the Roster or if you have updates, please email them to the Membership Chairs Charlotte Lee and Melody Doukenick at quiltersbythese@gmail.com.

This guild is organized for educational and charitable purposes. Its objective is to further quilting excellence through education and travel, and to promote quilting in a philanthropic manner. This corporation does not contemplate pecuniary gain or profit to members thereof and is organized for nonprofit purposes. Annual dues are \$35.00 and shall be payable at or before the January general meeting. Membership shall be prorated if paid at or after the July general meeting and shall be half the full annual dues.

Reminder: visitor/guest fees are \$5.00 for in person meetings. Fees may be waived by the President or the Vice President of Programs only.

Visitor Fees are generally waived when we do not have a paid speaker for that evening.



Kate and Marc Quilting
Available for your quilting needs.

kateandmarcquilting@gmail.com or 562-234-3690
text preferred

Please support the advertisers in the QBS newsletter and when you visit them please mention where you saw their ad.



Check out our website at QuiltersByTheSea.com.



Like us on
Facebook