

## May - QBS Snail Trail

Celebrating our anniversary/birthday, we will use a Snail Trail block variant to make a uniquely Quilters by the Sea block of the month.



### Instructions


Use three fabric colors – white/very pale blue (sky)  
 - medium blue (shallow depth water)  
 - very dark blue (deep water and under the sea)

Cut the following squares:

	Sky	Shallow water	Deep water
A	2 each $1\frac{3}{4}$ "	1 each $1\frac{3}{4}$ "	1 each $1\frac{3}{4}$ "
B	1 ea $2\frac{3}{4}$ " cut on diagonal	1 ea $2\frac{3}{4}$ " cut on diagonal	1 ea $2\frac{3}{4}$ " cut on diagonal
C	1 ea $3\frac{1}{2}$ " cut on diagonal	1 ea $3\frac{1}{2}$ " cut on diagonal	1 ea $3\frac{1}{2}$ " cut on diagonal
D	1 ea $4\frac{1}{2}$ " cut on diagonal	1 ea $4\frac{1}{2}$ " cut on diagonal	1 ea $4\frac{1}{2}$ " cut on diagonal
E	1 ea 6" cut on diagonal		1 ea 6" cut on diagonal

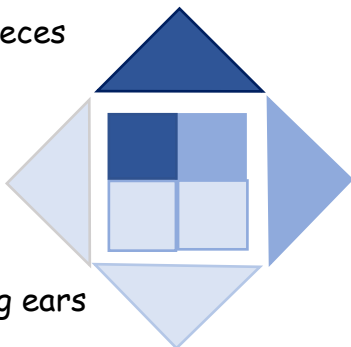
Note: Above includes seam allowances. There will be some triangles left over.

Assembly:



A pieces

Add B pieces

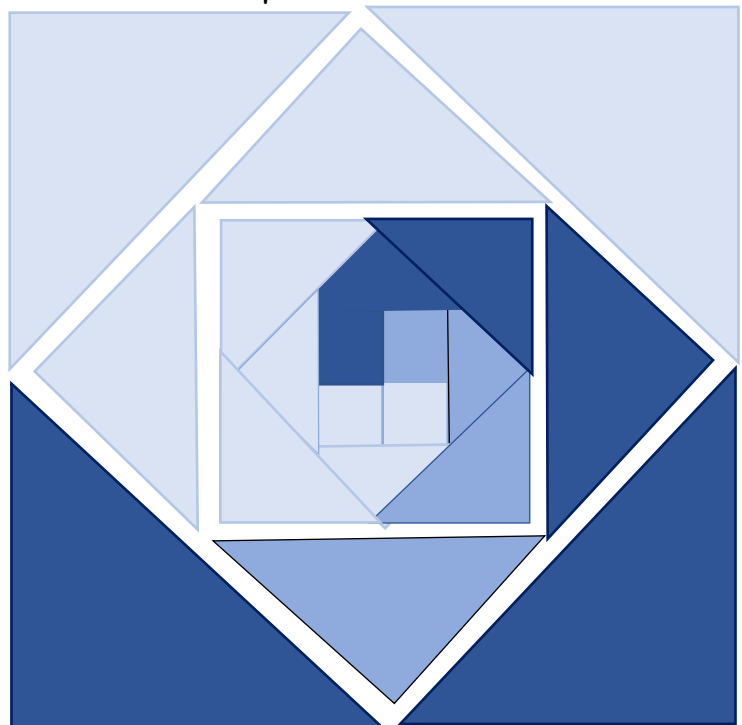


-trim dog ears

Add C pieces



Add D and E pieces



As always, block should measure  $10\frac{1}{2}$ " edge to edge unfinished.

Based on experience, working from dark to light works well.



**May - QBS Snail Trail**

Celebrating our anniversary/birthday, we will use a Snail Trail block variant to make a uniquely Quilters by the Sea block of the month.

