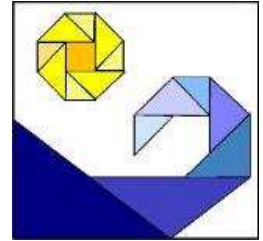


Quilters by the Sea



Volume XXVII, Issue 11

March, 2021

Dear Quilters,

It was a pleasure to hear our speaker Irene Blanck, last month from Australia. It was amazing to see all her hand quilting. That was our largest QBS ZOOM meeting so far! 50 + Attendees! Thank you to those who invited their friends to attend also. Pay attention to the calendar We have a speaker from back East who will be Zooming.

Membership is in full swing right now so please get your checks and any updates mailed/emailed in. We have a lot to offer!!! Plus, our sister guild Acacia has invited QBS members to attend their general meetings for free as always but also all their 2021 workshops for free. You simply pay for any supplies needed! **IF** you are not reregistering would you please let Membership know? A courtesy email would be appreciated.

We know people are hurting – but keep your hopes up. Some of you we haven't seen for quite a while. Zooming is not for everyone. More vaccine is coming and will be available. A retreat is planned for August!!! Remember – if you need something/help – you can call or text or email – we have come this far – we need to continue to be safe so we can continue to sew away our cares!!

Your QBS Board has been working to keep costs down as much as possible. We have a lot of donated fabric in wide ranges of color available. So much that we cannot use it all.

PLEASE PLEASE PLEASE “go shopping” in Carollynn Machado-Guarino’s garage first.

Of course – while you are there you might as well pick up a kit, or a quilt that needs quilting, binding, or a label sewn on. There are pillowcases to be made too. This month instead of a workshop, on the Saturday March 13, we are doing working on Community Quilts. You can do it on your own or join us on Zoom from 9 to Noon. If you need a kit dropped off at your doorstep, let us know. This is a team effort!!!

Have you entered a quilt in the Quilt Tour yet??? I finished a dog themed quilt for my sister for her birthday which was this month – BUT I told her she can't have it until after the Tour. The sooner you enter your quilt(s) – the better the Quilt Tour Committee can plan.

On a personal note, I want to thank you all again for the support I have received since my colon cancer diagnosis last June. We all have challenges – but this really threw me for a loop! Besides the 2 gorgeous quilts with all your blocks (one for chemo and one for home – they will be displayed at the QUILT TOUR), I have received many cards, flowers, some lovely pillowcases, books, magazines, one of those cute dragons to remind me to be fierce, some hats, and many other gifts. All appreciated!! I especially appreciated the stories of cancer survival and your encouragement – and understanding. Don't put off having your colonoscopy! The test you can do at home is convenient – but I am in the 6% it didn't catch right away. The small tumors in the liver have shrunk almost in half. The colon tumor is stable, and I may have surgery in the next month or so. I could have not done this without the wonderful QBS Board we have and all of your support. Quilting has kept me going and going and going.

THANK YOU!!!

Yours in Quilting ---- in the wee hours, and washing hands 20+ times a day,

Lori L. Ramsey



Randy Miller & Carollynn Machado-Guarino

Thanks to the continued support of our members Community Relations is looking forward to its first workshop of the year. We have many kits and lots of fabric should you want to do your own pattern. Randy is ready to help.

We've had a couple of large donations of fabric still to sort out and many UFO's that are moving to the final quilting process. Our charities can't say enough about how great it is to receive your donations, the labor of love that goes into each and everyone.

Last year at this time we had 41 quilts towards our goal. This year we're at 65 quilts plus at least another half-dozen plus that haven't officially been counted.

Remember to submit any new charities for consideration.

Looking forward to seeing lots of wonderful faces at the Zoom Community Relations Workshop.

HAPPY BIRTHDAY!

Loretta Barber	7	Gloria Elboushi	25
Sonia Das	13	Tawana Dillion	26
Sheryl Stahl	17	Merry Jennings	26

SUNSHINE & SHADOWS

Sonia Das

Acknowledging life events of the following guild members

Sonia Das is handling Sunshine & Shadows for Quilters by the Sea this year. If she has omitted anyone or anything, corrections and updates will be made in future newsletters. Please contact her with news about guild members at soniadas@yahoo.com.

Sunshine Congratulations from QBS to:

- Dawn Lindelin who has a new granddaughter named Elina who was born in late January and weighed 7lbs, 15 oz. She is Dawn's second granddaughter and fourth grandchild overall. We wish Baby Elina a very good life. A photo will be forthcoming in a future newsletter.
- Sally Clark's granddaughter Braelynn did well on her LSAT exam and is in the process of applying to law school. We wish her well
- Sally also has two new adorable kitties in her life named Billy and Eddie.
- Sue Lamkey and Samantha McCarthy-Lurie who received their first vaccine doses, Nancy Jordan, Brenda Biggart, Annette Morales, and Sandy Szladek have completed their second doses.

Sympathy from QBS to:

- Samantha McCarthy-Lurie on the passing of her 94 year old grandmother, one month shy of her 95th birthday

· Dr. Deb Belcher on the loss of her cousin.

Get Well Wishes from QBS to:

· Jo Melis has recovered from a recent case of covid-19.

· Her husband, John, also contracted covid-19 and unfortunately lost his battle on February 26.

Love to shop and help the guild at the same time?



We are registered with Amazon Smile. What is AmazonSmile? AmazonSmile is a simple and automatic way for you to support your favorite charitable organization every time you shop, at no cost to you. When you shop at smile.amazon.com, you'll find the exact same low prices, vast selection and convenient shopping experience as Amazon.com, with the added bonus that Amazon will donate a portion of the purchase price to your favorite charitable organization. Go to our homepage quiltersbythesea.com and click on the AmazonSmile box. Once you have logged onto to Amazon and chosen **Quilters By The Sea** as your charity they will donate .5% of eligible purchases to our guild at no extra cost to you! Bookmark the page though as it will not donate if you just go to Amazon.com, you need to go through Smile.Amazon.com. **If you have the app on your phone or other device, you can add smile to the app and any purchase that is eligible, will automatically be credited to your order.**

Special Events

Sally Clark & Linda Monsen

We are still collecting Red Hen Items. If you have donations for the Red Hen Sale in 2021, you may drop your donations off at one of our homes. **OR** We will come to your home and pick up your Red Hen donations. Hopefully there will be a Red Hen Sale in September.

Call, text, or email:

Sallyaclark2013@gmail.com

lmonsen@verizon.net

[See roster for phone numbers](#)

NEWS FROM THE GUILD LIBRARY

Pam Plakos & Lyndell Darby

We will be selling magazines and books when we have the Red Hen sale (hopefully in September) Also please hold onto any donations you may have for the library because we are getting closer. It will be terrific when we can all get back together again! Here are some table runners I have made recently!

Stay safe and keep quilting...
Pam and Lyndell



We now have a button on the home page of our website for visitors to join us at our Zoom general meetings on the second Thursday of the month. Let a friend know they can join a guild meeting if they would like to see what we do on Zoom.

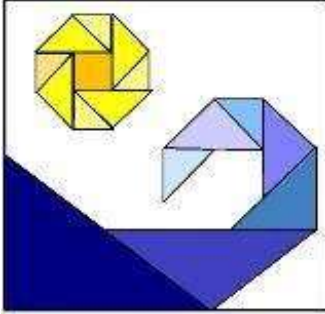
By the way, **Acacia** has a Be Our Guest button as well. During this pandemic, click their button and join their zoom meetings. They are free and they are the first Thursday of the month.

WELCOME NEW MEMBERS

APRIL BERG KAREN ERICKSEN CHRIS MATTISON

MEMBERSHIP

Merry Jennings & Melody Doukenick



Quilters by the Sea Quilt Guild

P.O. Box 92814
Long Beach CA 90809
quiltersbythesea@gmail.com

2021 Membership Application/Renewal

Please copy and/or print this form. New members should complete the information in its entirety. This is needed for our weekly e-mail blasts, monthly newsletters or any other important notices. These items are sent electronically; therefore, it's important we have your current data. Complete Rosters are sent 3 times a year. Annual dues are \$35 payable by check made out to Quilters by the Sea (not QBS) at the above address, Attention: Membership. If you are only renewing your existing membership with no changes, name, check number and date are all that's necessary. If you have any questions, please feel free to contact the guild at quiltersbythesea@gmail.com. We look forward to seeing you at our monthly meetings the 2nd Thursday of each month and/or any workshops scheduled.

Kindly print clearly

Name: _____

Address: _____

City: _____ State: _____ Zip: _____

Home Phone: _____ Alternate phone/cell: _____

E-mail address: _____

Birthday: (month & day only) _____

Other information: _____

Date: _____ Check # _____ Cash _____

New Member

Renewal

Information Change

WELCOME to the QBS 2021 MONTHLY RAFFLE~!

Cathe HagermanBeizer, Opportunity Quilt Chair

Our FEBRUARY QUILT “SWEETHEARTS” was won by QBS member Lyndell Darby, and our hot pink princess baby dragon, donated by Janet Dietzman, was also won by Lyndell. Wendy Dillon was the winner of the Riley Blake table runner kit. Congratulations to our winners!



OUR MARCH RAFFLE QUILT – “St Patrick’s Day”- is made from a pattern by Amy Bradley Designs, is 10 ½” x 12 ½”, and includes the hanger. We will also have a separate drawing for this dapper little green dragon (below), so please include or make a note on your check re: which drawing you’re buying tickets for! Tickets for either one are \$3.00 each or 2 for \$5.00.

When your check is received, your name will be put on a ticket (or tickets) and added to the jar for the drawing, which will take place at the March ZOOM meeting, Thursday, March 11, 2021. Mail your check for tickets to:

Quilters by the Sea Guild, P.O. Box 92814, Long Beach, CA 90809 – (no later than March 9)

Thank you! And GOOD LUCK TO ALL~!





Stephanie Ivey and Linda Mosen

March 13, 2021

9:00 am to 12:00 pm

Community Relations

Contact Linda Mosen if you would like a kit.

ZOOM

ZOOM

ZOOM



Sandy Carreon

Join us for the March meeting. Lots of talk and chatter to be had. Kate will be showcasing all the row Robin quilts. I had a blast doing the ones I did. It was so fun to see what theme each month that came to me was. I was stretched and had a great time. Also we will be transitioning our website to a new host and Dawn will be sharing what the new site will look like. This is the time to come if you have questions about the guild or suggestions, etc. If you have something you'd like to discuss but don't want to bring it up yourself you can send a note to quiltersbythesea@gmail.com. This will be a fun social meeting. You can show things you are working on, talk about challenges you have, or whatever. Have a snack and your favorite drink and join us for an informal evening of chat.

In April we will have Beth Helfer from Pepperal, Massachusetts with her Trunk show-‘Oompah’ accordion HST’s (a fascinating and fun new way of making scrappy half square triangles). Her website is www.evapaigequilts.com, and her Instagram is #evapaigequilts.



OOMP AH!
Jazz Up Your Scrap Quilts With the
Accordion Sewn HSTs™ Method

Beth Helfer

Trunk Show - "Oompah! Accordion Sewn HSTs™"

What happens when you have a designer who not only wants to be as scrappy as possible but also hates wasting fabric? Well, all sorts of things, because that's pretty much the definition of scrappy. But I took it one step further, and figured out a way to create HSTs that don't have a twin, and waste no fabric, by sewing HSTs in "accordions." Add another step, and you can sew the blocks for an entire quilt in individual accordions that come together almost like magic. It's the coolest thing I've ever come up with (if I do say) and you'll see the quilts from my book "Oompah! Jazz Up Your Scrap Quilts With the Accordion Sewn HSTs Method" plus a few surprise treats. You'll want to pick up your accordion and join the oompah sensation!

May will bring us Karen Brow from Carlsbad with her talk “Movin’ On, the Magic of Movement in Quilts.” Www.Javahousequilts.com, #javahousequilts.com



Movin' On

The magic of movement in quilts

Why should we worry about creating movement in our compositions? Interest. While color, pattern, and workmanship create beauty, movement creates interest. It’s a guaranteed “wow factor” and adds certain sophistication. We can create it using appliqué, adjusting a

composition, incorporating asymmetrical shapes, and unique border treatments. In writing patterns for over 20 years I've seen how movement in a composition absolutely draws people in. I'll show you lots of unique ways to create it often with a bit of humor that seems to just delight.

I hope everyone will continue to support and renew their membership so you can enjoy the new speakers we have lined up for 2021.

A helpful hint is to set your alarm to alert you on the day of our meetings. If you need help with zoom or would like a reminder text or phone call before the meetings you can contact me, I'd love to see more of you at our guild meetings.

Quilters by the Sea Retreat at Vina de Lestonnac

SUMMER RETREAT 2021 IS COMING!

AUGUST 4-8, 2021

ACTIVITY: RAFFLE CHALLENGE: To be announced at a future date.

Massages on Friday!

DOLLAR MANIA: for a buck, you can win a gift card!

REGISTRATION BEGINS APRIL 2021

Price Breakdown:

Wed. – Sunday:	double \$560	single: \$715	triple: \$460
Thurs-Sunday:	double \$440	single: \$600	triple: \$355
Fri-Sunday:	double \$320	single: \$465	triple: \$250

Also, December 2021 retreat dates December 27-30, 2021



Many thanks to our hard working members who volunteer their time and talent to make our guild great, especially those who contributed to the masks and Community Relations this year.

32nd ANNUAL HOFFMAN CHALLENGE

2020 – 2021

New rule this year – must use at least 3 of the 6 Challenge Fabrics

Categories are Quilts (any shape, 72 to 160-inch perimeters, 4 inch sleeve), Clothing, Accessory (includes shoes, hats and jewelry), and Best Use of Aurifil Thread.

Entry due April 1st, 2021

For Details click on link <http://hoffmancaliforniafabrics.net/challenge/>



2021 Quilt Show Tour

Kate Weber, Chair

Announcing . . . The 2021 Quilters By the Sea Quilt Tour

10am - 3pm, Saturday, April 24, 2021 \$10

QUILT TOUR Work Meeting

2021 QBS Quilt Tour

Zoom meetings for the Quilt Tour have been scheduled for every Tuesday, except Guild meeting Tuesdays, through the end of April. If you want to be specifically invited, send an email to Kate Weber, Subject: Tour Invite List.

We will have five quilt display locations and SewVacLtd will be on the tour and will a discount to Tour guests.

As of the newsletter publishing date, we have an online quilt entry system. All members with email addresses should have received an invitation to submit their quilts. If you haven't, contact Janet Dietzman (info in member roster).

The following jobs will need to be done:

§ set up quilt racks and hang quilts Sites Saturday 7am

§ take down quilts and racks Sites Saturday 3pm

Much of the specific planning is dependent knowing on the number of quilts we'll be displaying. Please enter your quilts and needlework early. Thank you!

Website News

A lot has been happening within the guild regarding our website. We received word from Yahoo that the software we use, called Site Builder, will no longer be supported after March 31st. Unfortunately, our contract with them expires on March 17th so we are in even more of a crunch to get a new website rebuilt from scratch. At the last board meeting I asked for a volunteer to take on this opportunity and Dawn Lindelin stepped up to the plate – Thank you Dawn.

Patti Paschall

2021 Block of the Month

Kate Weber

I have an idea that may entice folks to participate. (Warning a brain fart: could be genius idea or a real stinker! LOL)



this is

Have a monthly block pattern published in the newsletter for members to download and print. (Can be mailed to those who need it.)

Members make the block and mail it/drop it off before the next guild Zoom meeting. For every block made, the maker gets a ticket. At the meeting, we pull a name and that person gets all the blocks that have been made. [If there are lots of blocks, divide them up and pull that many names.] Additional blocks each get an additional ticket.

People participate for the months they feel like it. If they don't want to, no sweat.

For fund raising purposes, ask for \$3/month to be eligible to participate in the drawing for that month-if no fee included, we keep the block for CR quilts. Or a flat rate of \$10/year to be "Rockin' the Block." [Too corny? Probably] The money can be included with the block when mailed or dropped off.

Here's another part of the brain fart: the blocks could be tied to the speakers' topic the month before, or a holiday for the month when the blocks will be drawn. For example: in January newsletter ask for valentine related blocks: could be hearts, red/pink fabrics, etc. After the Cathedral Window speaker, blocks would be mini-cathedral windows that can be joined together.

I just have these thoughts running around in my brain. What do you think?

SO... To quote President Elect Biden, "Here's the deal..."

BOM is strictly voluntary on a month by month basis, members sew a block based on a theme or pattern published in the newsletter. Blocks are dropped or mailed to Kate Weber by the Wednesday BEFORE the Zoom guild meeting (address on member roster).

Include the fundraising fee (\$3/month, one time \$10/year) to be eligible for drawing. Blocks received w/o fees will be part of the drawing. If you want to support Community Relations, then put that information with the block, and those blocks will not be included in the drawing and will be forwarded.

Block of the Month (BOM)

Kate Weber

On your mark, get set, GO!

All blocks will be 10½" raw edge squares (10" finished).

BLOCK OF THE MONTH – MARCH – Scrappy IRISH CHAIN

Kate Weber

Any colors or monochromatic – your choice, and white.


This is a "two-fer" block (10 ½" x 20 ½"). You will construct two different block and join them.



Part A

Cut: one 6.5" square white
four 6.5" x 2.5" rectangles white
four 2.5" squares color

Assemble as shown in picture.



Part B

Cut: four 2.5" squares white
21 2.5" squares scrappy/color

Assemble as shown in picture.

Make sure outside center squares are white.



Join A and B blocks.





If you submit your quilt photo, it will be published in the next issue. Also, if you would like to share a quilt you have finished recently, or a work in progress please send the photos to nhjordan@msn.com with show and tell in the subject line and your project will be published in the July newsletter. Try to get them in by the 20th. Thank you to all who contributed, keep them coming for next month also. And now, contributions from our busy members.

3 Table Runners By Lyndell Darby





Submitted by Barbee Tidbell and Helper





King Size Quilt 110" by 110"

Completed by Regina Lozano on her little Bernina with each section only being 24" in the machine at any one time.

Row by Row Challenge submitted by Lori Davies



The Following are Community Relations Quilts
























[Recipe Information](#)

[Nutrition Information](#)

Makes: 48 cookies

Ingredients

- 2 cups all-purpose flour
- $\frac{1}{4}$ tsp. salt
- 1 cup unsalted butter, softened
- 8 oz. cream cheese
- $\frac{1}{3}$ cup sour cream
- $\frac{1}{2}$ cup sugar
- 1 Tbsp. ground cinnamon
- 1 cup finely ground walnuts
- $\frac{1}{2}$ cup raisins

[Shop Ingredients](#)

Directions

- Step 1**
In a food processor, pulse flour, salt, butter, cream cheese, and sour cream until crumbly. Knead until it holds together; form into 4 disks. Chill overnight.
- Step 2**
Pulse sugar, cinnamon, walnuts, and raisins in a food processor until finely ground.
- Step 3**
Roll well-chilled disks into 9" rounds. Sprinkle each of rolled disks with sugar and nut mixture. Press in lightly.
- Step 4**
Cut each round into 12 wedges. Roll up from base to tip. Place on ungreased baking sheets; chill 20 minutes.
- Step 5**
Preheat oven to 350°F.
- Step 6**
Bake 20 minutes or until golden. Cool.

This recipe was submitted by Kate Weber

Newsletter articles are due on the 20th of every month to Nancy Jordan at nhiordan@msn.com. Please put Newsletter and current month in the subject line and please include your name in the email so I can give proper credit to your article. Thank you



Many guild members have allergies. Please do not wear perfume, cologne, or scented lotions to the meetings and work-shops. Your cooperation is appreciated and makes our gatherings pleasant for all. What you consider lightly scented is sometimes a serious problem to someone who has sensitive allergies!



PLACES TO GO



Open Sew

These are not QBS events; this is For Your Information only.

Things are changing, check with the Centers

At the present time, still closed

Monday nights at Cerritos Senior Center (12340 South Street)

Wednesday Mornings at El Dorado Senior Center (2800 Studebaker, Long Beach)

9:30am – 12:30pm.

2020 BOARD OF DIRECTORS

POSITIONS – ELECTED

President:	LORI RAMSEY
VP Programs	SANDY CARREON
VP Workshops	STEPHANIE IVEY & LINDA MONSEN
Treasurer	LORI DAVIS
Secretary	MARGOT TAUB & BRENDA ROUSE
Auditor	MARY HUGHES
Membership	MERRY JENNINGS & MELODY DOUKENICK
Special Events	JODY BACA & SALLY ANN CLARK
Quilt Show 2021	KATE WEBER

UFO Challenge	KATE WEBER
Website	DAWN LINDELIN
Zoom Tech	DR. DEB BELCHER

BOARD MEETINGS are held the 2nd Tuesday of the Month at 6:00 pm.

Arbor Road Church, Room 201

5336 E Arbor Road, Long Beach

GENERAL MEETINGS are held the 2nd Thursday of the month unless otherwise stated in the Newsletter and/or Calendar page of our website.

PRESENTLY ALL MEETINGS ARE ZOOM UNTIL FURTHER NOTICE. SEE WEBSITE IF YOU WOULD LIKE TO JOIN US EVEN IF YOU ARE A NON MEMBER, IT'S FREE

Doors open at: 6:15 PM

Meeting starts at: 7:00 PM

Arbor Road Church

Downstairs Fellowship Hall

5336 E. Arbor Road

Long Beach, CA 90808

POSITIONS-APPOINTED

IntraGuild	LORI DAVIES
Community Relations	RANDY MILLER & CAROLLYNN MACHADO- GUARINO
Librarians	PAM PLAKOS & LYNDELL DARBY
Parliamentarian	DAWN LINDELIN
Newsletter	NANCY JORDAN
SCCQG	SAMANTHA McCARTHY – LURIE

STANDING POSITIONS

Block of the Month	KATE WEBER
Crumb Box	KRISTY CHILLINGTON
Equipment	LINDA MONSEN
Facility Liaison	SALLY KETLER
Hospitality	JOYCE ALLEN & MELODY DOUKENICK
Opportunity Quilt	CATHE HAGERMAN-BEIZER
Photography	DEB CARDINALE
President's Quilt	SANDY CARREON
Raffle	CLAIRE JANN
Retreat	LORI DAVIES
Secret Quilter	OPEN
Sew Sew Late	SUE LAMKEY
Show and Tell	OPEN
Social Media	SUNNY CHERRY
Sunshine & Shadows	SONIA DAS

Membership Roster Updates or Corrections

As a reminder, we like to keep your information correct and updated on the Membership Roster. If you have any changes with your information as it appears on the Roster or if you have updates, please email them to the Membership Chairs Mary Jennings and Melody Doukenick at: quiltersbythese@gmail.com. Reminder; visitor/guest fees are \$5.00. Fees may be waived by the President or Vice President of Programs only.

