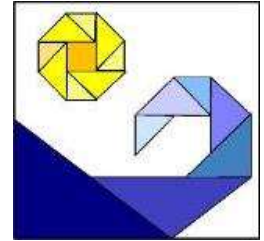


Quilters by the Sea



Volume XXVII, Issue 6

October, 2020

October President's Corner

Happy Halloween Fellow Quilters!

What a treat it is to be in this guild. Even though we can't meet and have workshops in person because of Covid -19, we have been zooming meetings, having Sew-a-longs, a Just Because game time, have a Row by Row Round Robin, and a 20" by 20" mini holiday Quilt challenge. We also had a Community Relations sewing day. Special Events has been busy collecting donations for Red Hen 2021.

QBS will not be taking a bus to Road to California in January 2021. The Show is still on. As we hear more, we will share the information with you.

I just finished my first Row by row piece and am really looking forward to seeing the creativity of the participants. Next, I will be working on my 2020 "20 by 20" mini quilt challenge. How about you??? You can do this – and have some fun using some of your stash. I have never made a quilt that small, but I just saw a presentation by Karen Eckmeier/Quilted Lizard from Connecticut about small quilt landscapes and "Happy Villages" that has got me motivated to try a combo of these. On some she uses tulle to cover it up and add some additional features.

We can be immensely proud of the number of Community Relations quilts we have completed toward our goal. Our goal is 350 but we usually donate a little over 400. Let's keep quilting away! Randy Miller and Carolyn Machado-Guarino have quilt kits

Again, what a treat it is to be in this guild! I have been treated to not one, but two president quilts this year – the large chemo Quilt I take with me every time and then a lap quilt for here at home. They have so many different blocks made by so many members in such a short time with lots of encouraging words. Each block is quilted differently depending its pattern. It is comforting to sit in the recliner and look at all of them. With 100+ cards of encouragement, quiches, some flowers, a fruit bouquet, Bad Hair Day Hats with a special knitted dragon reminding me to be fierce, coloring/puzzle books, markers, crayons, some flowers, 2 bags of books on CD, a portable CD player, 60+ historical romance novels, and more..... Several members have shared their stories of fighting cancer.

I just feel so blessed!!! THANK YOU!!!

Thank you to all who voted in September and welcome to our new 2021 Board members! We have speakers planned for our General meetings in October and November. Feel free to invite a friend to attend. Just email the request to the QBS website. In December we will ask our Community Relation partners to join us on Zoom. Just email the request to the QBS website.

Yours in quilting and washing hands 20+ times a day,

Lori L. Ramsey

Yardage Chart		
1/8 YD	4 1/2 IN	.125
1/4 YD	9 IN	.25
1/3 YD	12 IN	.33
3/8 YD	13 1/2 IN	.375
1/2 YD	18 IN	.50
5/8 YD	22 1/2 IN	.625
2/3 YD	24 IN	.66
3/4 YD	27 IN	.75
7/8 YD	31 1/2 IN	.875
1 YD	36 IN	1.0

Quilt in a Day®



Randy Miller

We now have two hundred eighty-eight completed quilts for 2020, this is 82 per cent of our goal of 350.

We are still accepting UFO's for community relations, please include the pattern if it is needed to finish the quilt.

Since we have been on "lock down" I have been cutting kits, lots of kits. We now not only have plenty of kits; but we also have quilts that need quilting, quilts that need binding.

We now have our new shipment of labels, so if anyone needs some, please get in touch with me.

I am attaching a pattern called Baby Blocks.

One new pattern and a lesson on binding have been included in this newsletter which you may use for Community Relations Quilts. See the last pages.



Alan Calgaro	5
Samantha McCarthy-Lurie	17
Jo Melis	17
Anita Cantano	20
Annette Morales	26
Carol Garcia	27
Ruberta Peterson	27
Sue Lamkey	30

SUNSHINE & SHADOWS

Sonia Das

Acknowledging life events of the following guild members

Sonia Das is handling Sunshine & Shadows for Quilters by the Sea this year. If she has omitted anyone or anything, corrections and updates will be made in future newsletters. Please contact her with news about guild members at soniadas@yahoo.com.



Love to shop and help the guild at the same time?

We are registered with Amazon Smile. What is AmazonSmile? AmazonSmile is a simple and automatic way for you to support your favorite charitable organization every time you shop, at no cost to you. When you shop at smile.amazon.com, you'll find the exact same low prices, vast selection and convenient shopping experience as Amazon.com, with the added bonus that Amazon will donate a portion of the purchase price to your favorite charitable organization. Go to our homepage quiltersbythesea.com and click on the AmazonSmile box. Once you have logged onto to Amazon and chosen **Quilters By The Sea** as your charity they will donate .5% of eligible purchases to our guild at no extra cost to you! Bookmark the page though as it will not donate if you just go to Amazon.com, you need to go through Smile.Amazon.com. ***If you have the app on your phone or other device, you can add smile to the app and any purchase that is eligible, will automatically be credited to your order.***

Special Events

Sally Clark & Linda Monsen

The Red Hen Sale usually in September was cancelled for 2020.

BUT! We are still collecting Red Hen Items. If you have donations for the Red Hen Sale

in 2021, you may drop your donations off at one of our homes. **OR**
We will come to your home and pick up your Red Hen donations.

Call, text, or email:

Sallyaclark2013@gmail.com

lmosen@verizon.net

AUDITOR

MARY HUGHES

The audit for Jan - Jun 2020 has been completed, and was sent to everyone in the QBS Blast dated August 4th. If you would like another copy please EMail MKH90712@gmail.com.

NEWS FROM THE GUILD LIBRARY

Pam Plakos & Lyndell Darby

We think that all this stay at home business has given all of us time to look through all the magazines, books, and patterns. We will take any and all of those items you want to give to another "home". So hold onto those items and bring them to us whenever we can all get back together.

Stay safe and keep quilting...

Pam and Lyndell

We will also keep selling from the Guild Basket when meetings resume.

MEMBERSHIP

Brandi Kelly-Contreras and Katherine Gaines
Membership Chairs

Membership cards are for guild discounts. If you did not receive yours yet it could be that we have not received your dues or you weren't at the last in person meeting. If you have not received your membership card and need it before the next time we are able to meet please email Katherine Gaines and we will mail it to you. Checks made payable to: Quilters by the Sea for \$35.00 please include to application with your correspondence.



No workshops planned until we can meet again in person.



Sandy Carreon

Hi Quilters,

I'm so excited for the October 8th meeting. Do you have bins or boxes of scraps that you can't part with because you know you'll need them one day, but you can't actually find what you are looking for right now? Or are you a scrappy quilter who just wants to organize her stash so that she can find just the right color fabric or size? Then you have to come to the October zoom meeting. Lori Dickman from Rockford, Illinois is going to give us a great lecture to help us out. Even if you are very organized I'm sure Lori will be able to give you some take away that will be worth your time. We'd love to see all the members at this meeting so if you haven't joined us for a zoom meeting and need some assistance please reach out to a board member and we can help you get set up. We may not be able to meet in person, but we can meet from the comfort of our own home (or you can choose to meet in a safe grouping). Please join us. I'll be sending a PDF designed to go with her lecture in the blast before the meeting. See next page for more info.

Sandy Carreon

sandycarreonquilting@gmail.com



Lecture:
***"Speedy Solutions
to Cut & Organize
Your Scrap Stash!"***

Lori Dickman

QuiltingWithLori.com

Learn Lori's Tools of the Trade, her "Scrapping Rule" how she sorts and identifies value, and all her speedy methods of turning an unorganized stash of wrinkled scrap fabrics into a beautifully organized stash of all your scrap fabric stored by size and value or theme! She has some great ideas for storage solutions. You'll learn to quickly turn the fabrics you love into fantastic quilts... the Speedy way! Lori will also demo around 25 – 30 of her favorite Scrappy Quilts.

Two Free "Designs by Lori Dickman ©" Patterns per attendee. Each student receives a Free pdf link!

The New "*Speedy Solutions...*" *Complete Book* is available for purchase at the Lecture which includes step-by-step instructions on how to cut, sort, organize & store your fabric stash... the Speedy Way! The Book also includes five Speedy Solutions patterns!

MEMBERSHIP

Brandi Kelly-Contreras and Katherine Gaines
Membership Chairs

Membership cards are for guild discounts. If you did not receive yours yet it could be that we have not received your dues or you weren't at the last in person meeting. If you have not received your membership card and need it before the next time we are able to meet please email Katherine Gaines and we will mail it to you. Checks made payable to: Quilters by the Sea for \$35.00 please include to application with your correspondence.

Stay safe and please limit your social gatherings. Use our social networking tools out there and stay informed.

Quilters by the Sea Retreat at Vina de Lestonnac

Winter Retreat

CANCELLED

Retreat Center is closed until further notice



Many thanks to our hard working members who volunteer their time and talent to make our guild great, especially those who contributed to the masks and Community Relations this year.

Parliamentarian Report

Dawn Lindelin,

Thank you to all members of QBS for turning out to vote for our new and continuing Board members. I appreciate all of you who mailed in your ballots as well as all the “in person” voters. In this crazy year of 2020 it’s wonderful to have our quilting community showing up and keeping our guild strong!

These are the newly elected officers who will assume their new/continuing roles in January 2021:

Office	Officer	
President	Lori Ramsey	
Vice-President-- Workshops	Co-Chairs: Stephanie Ivey & Linda Monson	
Vice-President-- Programs	Sandy Carreon	
Treasurer	Lori Davies	
Secretary	Co-Chairs: Margo Taub & Brenda Rouse	
Membership	Co-Chairs: Margo Taub & Brenda Rouse	
Auditor	Mary Hughes	
Special Events	Co-Chairs: Sally Clark & Jody Baca	
Quilt Show Chair	Kate Weber—continuing second year of a two-year term	

Please note that even though officers elected in September assume their positions in January, they are invited to attend the Board meetings and work with the current officer in transitioning the position during the time between September and January.

Parliamentarian and Nominating Committee Chair

QBS QUILT SHOW

Kate Weber, 2021 Quilt Show Chair

2021 Non-Traditional Quilt Show Update

Thank you to all who attended the Saturday Zoom meeting about our non-traditional quilt show (whatever that turns out to be). There was a great suggestion to use a parking lot that has solar panel structures so we can be outside but quilts won't be subjected to direct sunlight and (maybe) less susceptible to bird poop! Over the next few weeks I'll be driving around and checking out possible parking lot venues. Please let me know if your business or school might be available at no/low cost; at this point we don't know what income we'll have, if any. Anything to keep the costs minimal would be a great help. Let Kate know your ideas.

Quilt Show Zoom meetings HAVE BEEN CANCELLED UNTIL FUTHER NOTICE. Link will be posted in the Blast the Tuesday before.



Calling All Quilts

SCCQG 2021 Road to California Quilt Conference Special Exhibit

“Sharing Our Quilts”

During this stay-at-home time are you busy quilting? Are you working on a quilt that has been begging to be completed? Have you finished a quilt for a now--postponed future guild quilt show? Or a new fresh quilt has emerged that you would like to share with fellow quilters? **Solution** = *Enter these quilts in our 2021 SCCQG Road to California special exhibit!!!* The “*Sharing Our Quilts*” exhibit is designed to be a showcase for recent (2019-2020) quilts that you have, or you are producing. There is no specific theme or topic, or size limitation. The

plan is to share treasured styles of quilting or patterns you relish. This exhibit is all about Southern California quilts created by members of SCCQG Member guilds. Let us fill the long north wall of the Ontario venue. There is still plenty of time to enter as the deadline is November 1, 2020. The Call for Quilts and Entry Form are posted on the SCCQG website.

32nd ANNUAL HOFFMAN CHALLENGE

2020 – 2021

New rule this year – must use at least 3 of the 6 Challenge Fabrics

Categories are Quilts (any shape, 72 to 160-inch perimeters, 4 inch sleeve), Clothing, Accessory (includes shoes, hats and jewelry), and Best Use of Aurifil Thread.

Entry due April 1st, 2021

For Details click on link <http://hoffmancaliforniafabrics.net/challenge/>

Opportunity Quilt

Cathe Hagerman-Beizer

Quilters by the Sea of Long Beach present their Opportunity Quilt 2020 - "Water Garden" - (64" x 88"). Design is from the pattern "Shimmering Triangles" by Jenny Bowker; instructions are available on her website: (www.JennyBowker.com). The quilt was machine pieced by Cathe Hagerman-Beizer, and machine quilted by Debra Cardinale. The drawing for the winner will be held December 10, 2020. Tickets are \$1/each or 6/\$5.00 Tickets and postcards are available at the Opportunity Quilt table or by contacting Cathe by phone or email; you will find her email address in the Roster.

Tickets and envelopes have been mailed to those members who were unable to pick up their tickets in February or March. Please seriously consider selling or buying the tickets. It is a major fundraiser for the guild and will probably be the only one we have this year. Also at the end of the newsletter are mailing labels and letters you can use to send to friends. You can get more tickets. Cathe will be glad to send you more tickets.



Sandy Carreon collected blocks from members and made a quilt for our President Lori Ramsey to take to chemo treatments.



These pictures are the front and back of the second quilt.



Community Relations Quilts





If you submit your quilt photo, it will be published in the next issue. Also, if you would like to share a quilt you have finished recently, or a work in progress please send the photos to nhjordan@msn.com with show and tell in the subject line and your project will be published in the July newsletter. Try to

get them in by the 20th. Thank you to all who contributed, keep them coming for next month also. And now, contributions from our busy members.

Ice Dyed Fabrics



By Sandy Carreon





Nancy Jordan Rainy Day Cats



Jo Melis Enchanted Garden



These are Community Relations Quilts



Melody Douknick

Map challenge Quilt



Kathy Peysar Harvest Quilt

Submitted By Lori Ramsey



Newsletter articles are due on the 20th of every month to Nancy Jordan at nhjordan@msn.com. Please put Newsletter and current month in the subject line and please include your name in the email so I can give proper credit to your article. Thank you



Many guild members have allergies. Please do not wear perfume, cologne, or scented lotions to the meetings and work-shops. Your cooperation is appreciated and makes our gatherings pleasant for all. What you consider lightly scented is sometimes a serious problem to someone who has sensitive allergies!



PLACES TO GO



Open Sew

These are not QBS events; this is For Your Information only.

Things are changing, check with the Centers

At the present time, still closed

Monday nights at Cerritos Senior Center (12340 South Street)

Wednesday Mornings at El Dorado Senior Center (2800 Studebaker, Long Beach)

9:30am – 12:30pm.



COME TO OUR ONE DAY GIANT QUILTER'S GARAGE SALE!

L A COUNTY QUILTERS GUILD

Saturday, November 14, 2020
8:00 am to 2:00 pm

100'S OF YARDS OF FABRIC

100'S OF QUILT BOOKS

100'S OF PATTERNS

plus

Tools, finished tops, quilt kits, orphan
blocks, thread, rulers and every kind of
quilting supply!

ALL FABRIC - \$2/YARD

ALL BOOKS - \$2 AND UNDER

Address: 18738 Godinho Avenue, Cerritos

For more information call:

Nancy Needham - 562-458-4395 or

Arlene Millett - 562-860-7880

Wear a mask - No credit cards

For Sale by Mary Hughes: Includes Cabinet, Accessories, Stool, and Machine \$350.00



You can find Mary's information in the

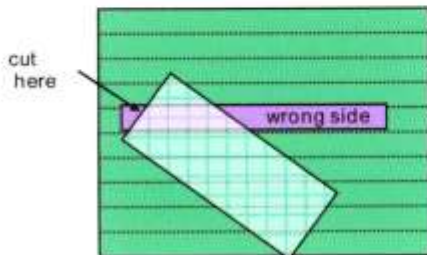
roster if you are interested in this Singer 401 A.



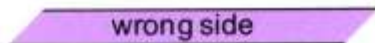
Perfect Fit Binding Technique

Follow these steps exactly for easy, attractive binding with no bumpy seam joinings to be hand sewn.

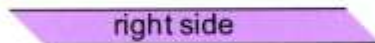
1. Lay your 2 1/2" binding strips **right-side down** on your cutting mat.
2. Use the 45 degree mark on your rotary ruler to trim the left end of your strips. Make sure you cut the angle as shown below:



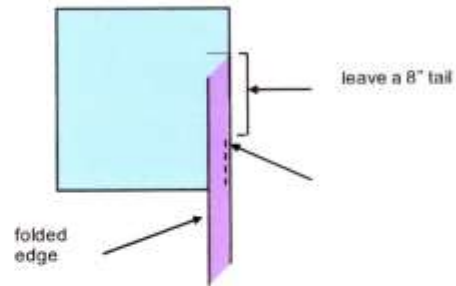
3. Trim the other end of the binding strips at the same angle. The strips should look like this:



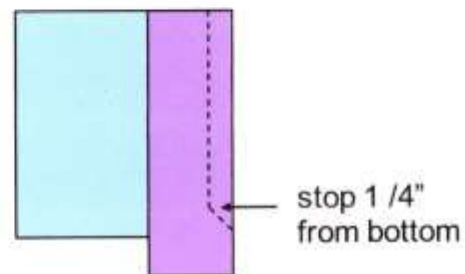
4. Sew all the strips together, so that you have one long strip.
5. Fold the binding in half lengthwise and press. (If you roll up the binding around your fist after it is ironed, it will be easier to work with.) Now it will look like this:



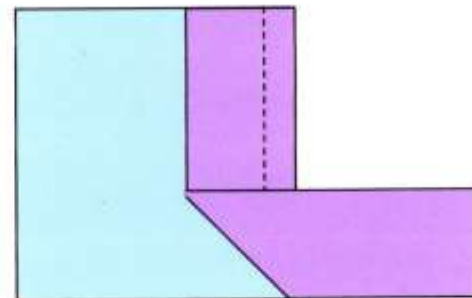
6. Leaving a 8" tail and using a 1/4" seam, start sewing your binding to the right side of your quilt. Stop when you are 1/4" away from the first corner.



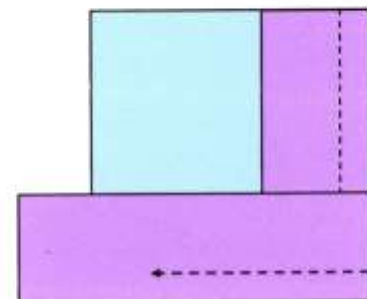
7. Sew off the quilt diagonally.



8. Fold the binding to the right on the sewn diagonal line.

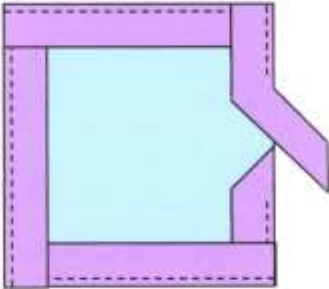


9. Now fold it back on itself and continue sewing down the second side.

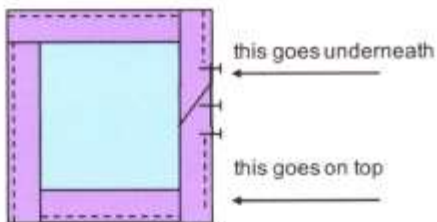


Perfect Fit Binding Technique

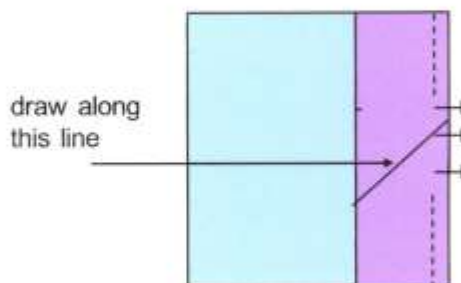
10. Repeat process on all 4 corners.
When you are sewing the final side, stop when you are about 8" away from the starting end of the binding.



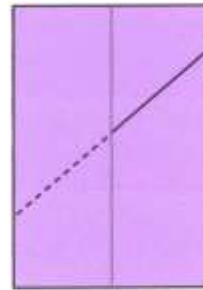
11. Pin down the edge of the binding that you just finished sewing until it is underneath the 8" piece you left loose when you started. Now, with the starting piece **on top**, pin down the starting 6" of binding.



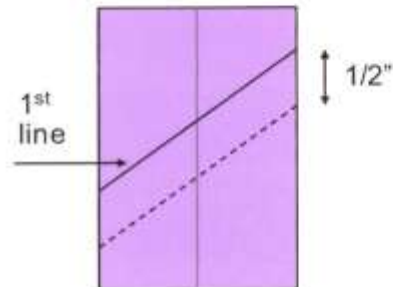
12. Use chalk or a water-soluble marker to draw a line along the diagonal edge.



13. Remove the pins and open out the top piece of the binding. Use a ruler to extend the line all the way across the binding.



14. Use the ruler again to draw another line 1/2" **BELOW** this line. Make sure you are **adding** 1/2" to the length of the binding! This is for the seam allowances.



15. Cut the binding on the second line. Place the binding edges right sides together, pin, and sew using a 1/4" seam allowance.




16. Trim off the points and finger-press the seam open.

17. Refold the binding and finish sewing to the quilt. The binding will fit perfectly.

The pattern submitted here by Randy Miller can be used for Community Relations Quilts.

Rev 2

Baby Blocks (39" x 51")



Yardage

Cute squares: 48 @ 6" x 6"
 Sashing/Border/Binding: 1 yd (35") (sashing 9", border 13", binding 13")
 Backing: 1 1/2 yds (54")

Cut

Sashing:

- 3 strips @ 1 1/2" x → Crosscut at 1 1/2" (total 8 rectangles)
- 3 strips @ 1 1/2" x → Leave whole, trim off selvages

Border:

- 5 strips @ 2 1/2" x →

Binding:

- 5 strips @ 2 1/2" x →

Sew

Sew cute squares together in sets of 4 to form larger squares. (12 larger squares; needed)



Layout squares in a 3 x 4 grid. Sew the rows together with the sashing rectangles between the blocks.



Sew the rows together with sashing strips between the rows. Sew on top and bottom border. Sew the 3 remaining border strips together, then sew to sides.

Quilt and bind.

2020 BOARD OF DIRECTORS

POSITIONS – ELECTED

President:	LORI RAMSEY
VP Programs	SANDY CARREON
VP Workshops	STEPHANIE IVEY & LINDA MONSEN
Treasurer	LORI DAVIS
Secretary	SUE LAMKEY & DR, DEB BELCHER
Auditor	MARY HUGHES
Membership	BRANDI KELLY-CONTRERAS & KATHERINE GAINES
Special Events	JODY BACA & SALLY ANN CLARK
Quilt Show 2021	KATE WEBER

Website **PATTI PASCHALL**

BOARD MEETINGS are held the 2nd Tuesday of the Month at 6:00 pm.

Arbor Road Church, Room 201

5336 E Arbor Road, Long Beach

GENERAL MEETINGS are held the 2nd Thursday of the month unless otherwise stated in the Newsletter and/or Calendar page of our website.

PRESENTLY ALL MEETINGS ARE ZOOM UNTIL FURTHER NOTICE.

POSITIONS-APPOINTED

IntraGuild	LORI DAVIES
Community Relations	RANDY MILLER
Librarians	PAM PLAKOS & LYNDELL DARBY
Parliamentarian	DAWN LINDELIN
Newsletter	NANCY JORDAN
SCCQG	SAMANTHA MCCARTHY - LURIE

Doors open at: **6:15 PM**

Meeting starts at: **7:00 PM**

Arbor Road Church

Downstairs Fellowship Hall

5336 E. Arbor Road

Long Beach, CA 90808

STANDING POSITIONS

Block of the Month	OPEN
Crumb Box	KRISTY CHILLINGTON
Equipment	LINDA MONSEN
Facility Liaison	SALLY KETTLER
Hospitality	JOYCE ALLEN & MELODY DOUKENICK
Opportunity Quilt	CATHE HAGERMAN-BEIZER
Photography	DEB CARDINALE
President's Quilt	SANDY CARREON
Raffle	CLAIRE JANN
Retreat	LORI DAVIES
Secret Quilter	OPEN
Sew Sew Late	SUE LAMKEY
Show and Tell	OPEN
Social Media	SUNNY CHERRY
Sunshine & Shadows	SONIA DAS
UFO Challenge	KATE WEBER

Membership Roster Updates or Corrections

As a reminder, we like to keep your information correct and updated on the Membership Roster. If you have any changes with your information as it appears on the Roster or if you have updates, please email them to the Membership Chair Brandi Kelly-Contreras or Katherine Gaines at: quiltersbythese@gmail.com. Reminder; visitor/guest fees are \$5.00. Fees may be waived by the President or Vice President of Programs only.



Like us on
Facebook