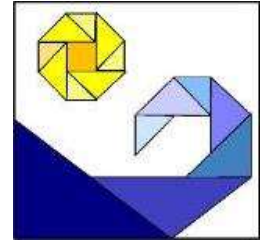


Quilters by the Sea



Volume XXVII, Issue 1

May, 2020

Greetings Quilters,

As I type this, we are still social isolating. Besides quilting, many of us are still sewing face masks for family and friends. Many responded to sew face masks for the local hospitals.

Official QBS Face Mask Brigade – Sandy Carreon, Kate Weber, Claire Jann, Samantha McCarthy-Lurie, Debbie Migliaro, Deb Cardinale, Edyth Hendrickson, Regina Lozano, Jody Baca, Linda Miller, Lois Wilkinson, Lyndell Darby, Lori Davies, Dr. Deb Belcher, Dawn Lindelin, Cheri Aardema, Cathe Hagman-Beizer, Mylene Crammer, Anita Catano, Margo Taub, Ruth Cox, Carolyn Rhodes, Sunny Cherry and former members Susan McAllister, Cathy Hornsby, Nancy Porras, and a Joann Parking Lot Recruit: Zina Rivas.

In a recent email blast, I asked for a response on face masks contributions and what members have been doing. Here are the results:

St Mary's Hospital Unit 560
Long Beach Memorial Hospital 1133
Lakewood Regional Hospital (Linda Fowler's Class) 388
LA County EMS (Thanks Mylene Crammer) 75
Whittier Presbyterian (Thanks Merry Jennings) 60
Fort Hood (Thanks Kate Weber) 43
Post Office/Postal Workers 42
Orange County Senior Center (Thanks Brandi Kelly-Contreras) 110
Artesia Christian Home (Thanks Kathy Pruett) 30
Kaiser (Thanks Debbie Migliaro and Carolyn Rhodes) 170+
Heart of Ida Sr. Assistance Group (Thanks Regina Lozano) 25
Long Beach Police Department 20

2656 Face masks

Additional face masks were sewn for family, friends, neighbors, Ralph's, a plumber and crew, teachers, USC Covid-19 Tent Unit, "Stitched Together", a Papa John's deliveryman, a whole neighborhood block, a Hospice Nurse Nephew, several long term care facilities, food bank workers, and ????

GRAND TOTAL: 3929 FACE MASKS

Other needed items sewn were 130 Zippered Collars for Personal Respirator Machines (PAPR) and 120 Gowns Personal Protective Gear (PPE) for Gallup New Mexico – Thanks Cheri Aardema! along with 12 Surgical Caps – Thanks Debbie Migliaro!

I heard in some household's whole families became involved making masks - several husbands helped cut material, a son ironed, daughters, sisters, Moms, even granddaughters and neighbors helped. We are truly in this all together. (Masks have been mailed to New Hampshire, Massachusetts, Pennsylvania, Ohio, Missouri, Colorado, Texas, Michigan, Oregon, Washington, Nevada, New Mexico, Arizona, Idaho, Illinois, and ????)

Thank you very much to all for your efforts!!!

Several folks receiving face masks wanted to pay for them. **None were sold.** However, some insisted on giving monetary donations to the Guild.

Randy Miller has been busy "Safe at Home" making QBS quilt kits and sewing. Hallmark Channel has been very popular. Chocolate has been greatly appreciated! Our pets were spoiled before but are very very spoiled now!!! Closets have been cleaned out. Bread has been baked – lots of eating. Some of our members are teachers and have had to deal with teaching over the internet. A few have been sick, and others have been recovering from surgeries. Several have had milestone birthdays!!! Gardening has been popular. Of course - many of us have been quilting....YEAH!!!

Shopping online is another favorite past time. If you are buying on Amazon, remember to use [Amazon Smile](#) so QBS can earn a little bit. Just click on it and select QBS - Long Beach, CA. It does not affect the price of item(s) you are buying.

Hope to see you soon – even from the sidewalk or porch.

Keep quilting away!

Yours in Quilting and washing hands 20+ times a day,

Lorí L. Ramsey



Happy Birthday QBS



Randy Miller

We now have eighty-eight completed quilts for 2020, this is 25 per cent of our goal of 350.

We are still accepting UFO's for community relations, please include the pattern if it is needed to finish the quilt.

Since I have been on "lock down" I have been cutting kits, lots of kits. We now not only have plenty of kits; but we also have quilts that need quilting, quilts that need binding, and by the time you get this newsletter, we should have our new shipment of labels. We have quite a few kits that need labels. If anyone has time to help out with any of these projects, please get in touch with me and we can make arrangements to safely transfer the items from me to you.

Since we are not having our birthday party this year, I will be delivering quilts to For the Child, New Life Beginnings and the Woman's Shelter of Long Beach sometime in May. So, anyone who has completed quilts to turn in, please get in touch with me. We usually give each of our charities about thirty quilts at the May meeting, as you can see by our numbers, we are a few quilts short of that number.

Patterns have been included in this newsletter which you may use for Community Relations Quilts. See last two pages.

Did you know...?

QBS members may attend Acaia guild meetings without paying a visitor's fee! As sister guilds, members may attend either and both settings w/o extra fees.



★ HAPPY ★ BIRTHDAY!

Linda Monsen	3	Sally Ketler	18
Jann Claire	5	Nancy Toussaint	25
Regina Lozano	15	Rhonda Smart	29
Lyndell Darby	18	Sandy Szladek	29

Love to shop and help the guild at the same time?



We are registered with Amazon Smile. What is AmazonSmile? AmazonSmile is a simple and automatic way for you to support your favorite charitable organization every time you shop, at no cost to you. When you shop at smile.amazon.com, you'll find the exact same low prices, vast selection and convenient shopping experience as Amazon.com, with the added bonus that Amazon will donate a portion of the purchase price to your favorite charitable organization. Go to our homepage quiltersbythesea.com and click on the AmazonSmile box. Once you have logged onto to Amazon and chosen **Quilters By The Sea** as your charity they will donate .5% of eligible purchases to our guild at no extra cost to you! Bookmark the page though as it will not donate if you just go to Amazon.com, you need to go through Smile.Amazon.com.

Crumb Box

Kristy Chillington

We are offering to all members the chance to bring in their small leftover fabric scraps or Orphan blocks to our "Crumb Box"! There will be a box in the back next to the Workshops table.

This "Crumb Box" will be at the meetings for all to pick and choose and bring in their unused fabrics to "ex- change". We can accept scraps no smaller than 2 inches. Please feel free to take home some "Crumbs" and start making your own "Crumb Quilt".



Workshops are on hold until further notice



Programs on hold until further notice

NEWS FROM THE GUILD LIBRARY

Pam Plakos & Lyndell Darby

We had a very successful "Fill the Bag" (with books and magazines) activity at the library table in March. We will also begin taking donations of magazines when we resume meetings. Thanks for your support!

We will also keep selling from the Guild Basket when meetings resume.

MEMBERSHIP

**Brandi Kelly-Contreras and Katherine Gaines
Membership Chairs**

From the Desk of Membership Chairs: Brandi Kelly-Contreras & Katherine Gains,

We would like to WELCOME our new members: Cheri Aardema, Alice Finkelstein and Dawn Lindelin

We are handing out your new and updated membership cards. These are great to use at quilt shops for guild discounts. If you did not receive yours yet it could be that we have not received your dues or you weren't at the last meeting. If you have not received your membership card and need it before the next time we are able to meet please email Katherine Gaines and we will mail it to you.

Checks made payable to: Quilters by the Sea for \$35.00 please include to application with your correspondence.

Rosters are out now. If you are not on the roster or you notice that there is an error please let your membership team know and we will correct it.

Stay safe and please limit your social gatherings. Use our social networking tools out there and stay informed.

Calling all of our friendly quilters, We are looking for two greeters to assist us with new members and guests. If you would like to show people around and help them get to know us and what we are doing please email me @ kelly_brandi@hotmail.com and I will help you get started.

Looking forward to a wonderful year! Your Membership Team

Quilters By the Sea

Application/Information update

Year 2020

New Member:

Renewal:

Information Update:

For all renewing members. Please fill in this form completely so our member roster can be accurate and up to date. Thank you, Membership

Name: _____

Address: _____

City: _____ State: _____ Zip: _____

Home#: _____ Cell#: _____

E-Mail: _____

Birthday: _____ (month & day only)



Many thanks to our hard working members who volunteer their time to make our guild great. Especially those who contributed to masks and Community Relations this month.

QUILT SHOW

Kate Weber, 2021 Quilt Show Chair

What do you think? My cousin's guild in Sacramento runs their boutique a different way. It is basically a consignment shop; members put items into the shop and make money if items sells. Members price their own wares. The guild gets 25% for having the seller's permit and paying the state sales tax. Besides show admission, this is a money-making activity that also benefits members directly.

Members can still donate items to the boutique. Members can also put quilts in their quilt sale for the same 25%.

My first reaction was "That's 75% that the guild isn't getting? Why aren't members willing to just donate?" I'm not sure what my thoughts are now.

What do you think?

RSVP to quiltersbythesea@gmail.com

SUMMER RETREAT 2020 IS COMING!

AUGUST 5-9, 2020

ACTIVITIES: RAFFLE CHALLENGE: Holiday related HAND MADE items you make to raffle off to attendees. It's a special event that brings in lots of money to the Guild.

Also, related to the raffle challenge, for those interested, it's BLOCK EXCHANGE related to the holidays. When you decide to attend the Retreat, specifics on this will be sent.

Massages on Friday!

DOLLAR MANIA: for a buck, you can win a gift card!

REGISTRATION BEGAN IN JANUARY 2020

Price Breakdown:

Wed. – Sunday: double \$560 single: \$715 triple: \$460

Thurs-Sunday: double \$440 single: \$600 triple: \$355

Fri-Sunday: double \$320 single: \$465 triple: \$250

Quilters by the Sea Retreat at Vina de Lestonnac August 5-9, 2020

Registration Form

***REQUIRED**

*Name: _____

*Address: _____ Cell

phone # _____

*Email: _____@_____

Dates: Check day of arrival ONLY: Wed Aug 5 _____ Thur. Aug. 6 _____ or Fri. Aug. 7 _____

Price breakdown: **CIRCLE YOUR REQUIRED PAYMENT**

Wed. – Sun.: double \$560 single: \$715 triple: \$460

Thurs. – Sun.: double: \$440 single \$600 triple: \$355

Fri. – Sun.: double \$320 single; \$465 triple: \$250

ROOMMATE (S) _____

(If no roommate, who AT RETREAT can easily get ahold of you for an emergency?

_____)

ABSOLUTELY NEED FIRST FLOOR (health reasons only): _____ I'd like a first floor, but

don't necessarily require it _____

Deposit amount: \$125 (due upon registration – secure your seating arrangement and dorm room request)

Balance _____ due by May guild meeting – NO REFUNDS AFTER THAT

Complete form and either turn it in with your check at a meeting OR mail with check payable to QUILTERS BY THE SEA and mail to

Lori Davies 14046 Lake View Drive, La Mirada, CA 90638

Opportunity Quilt

Cathe Hagerman-Beizer

Quilters by the Sea of Long Beach present their Opportunity Quilt 2020 - "Water Garden" - (64" x 88"). Design is from the pattern "Shimmering Triangles" by Jenny Bowker; instructions are available on her website: (www.JennyBowker.com). The quilt was machine pieced by Cathe Hagerman-Beizer, and machine quilted by Debra Cardinale. The drawing for the winner will be held December 10, 2020. Tickets are \$1/each or 6/\$5.00 Tickets and postcards are available at the Opportunity Quilt table or by contacting Cathe by phone or email; you will find her email address in the Roster.





We had a computer glitch last month, so March's show and tell photos were lost. If you submit your quilt photo, it will be published in June. Also, if you would like to share a quilt you finish this month, or work in progress please send the photos to nhjordan@msn.com with show and tell in the subject line and your project will be published in the June newsletter. Try to get them in by the 20th. The photos presented here were submitted by members in April. Thank you to all who made the masks and shared and who showed projects in progress and finished. Thank you to all who contributed, keep them coming for next month also.









This blocks were made by my sister sue Michaels, I put them together.



Then we made masks....





And More Masks....





**If You Run Out of Elastic
Bungee Cords are a Great Source**



Newsletter articles are due on the 20th of every month to Nancy Jordan at nhjordan@msn.com. Please put Newsletter and current month in the subject line and please include your name in the email so I can give proper credit to your article. Thank you



Many guild members have allergies. Please do not wear perfume, cologne, or scented lotions to the meetings and work-shops. Your cooperation is appreciated and makes our gatherings pleasant for all. What you consider lightly scented is sometimes a serious problem to someone who has sensitive allergies!



PLACES TO GO



Open Sew

These are not QBS events; this is For Your Information only.

These are closed until further notice:

Monday nights at Cerritos Senior Center (12340 South Street)

Wednesday Mornings at El Dorado Senior Center (2800 Studebaker, Long Beach)

9:30am – 12:30pm.


Quilt rack for sale \$50 Kate Weber

Contact her at merrysea@aol.com



The following two pages are patterns submitted by Randy Miller which can be used for Community Relations Quilts.

Sticks and Stones (48" x 68")



Yardage

6	1/3 yd cuts of assorted prints
Solid	1 7/8 yds (63" - 21" sashing, 27" border, 15" binding)
Backing	3 yds

Cut



From each assorted print cut 2 strips:

- 1 @ 6 1/2" x →
- 1 @ 3 1/2" x →

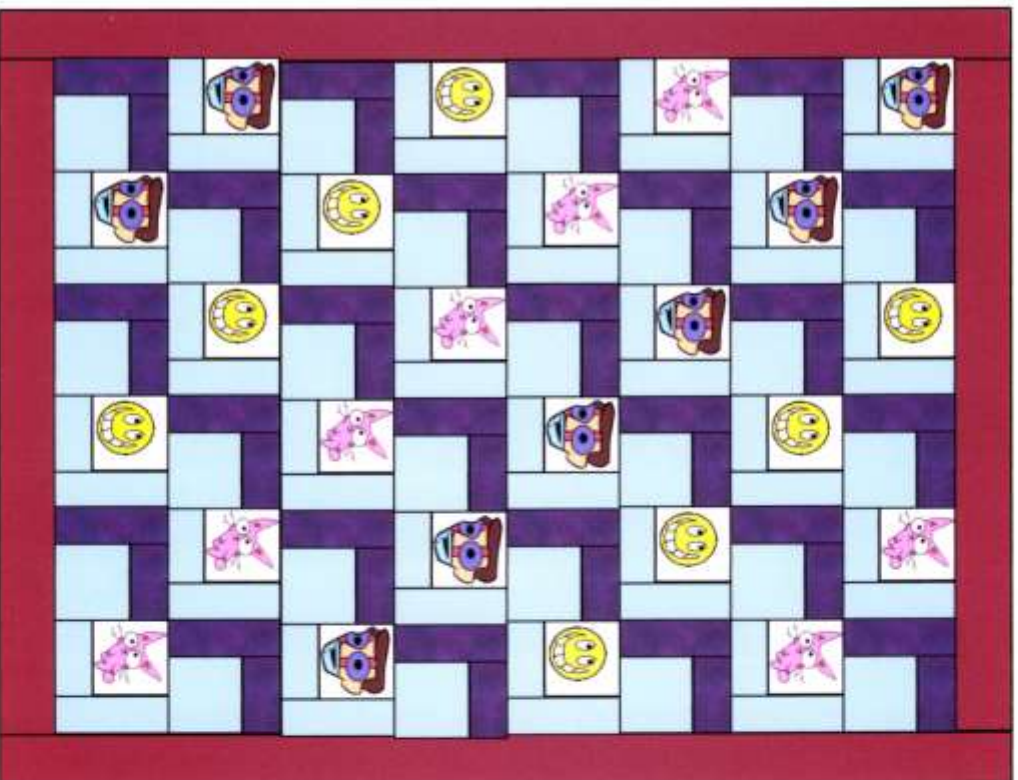
From solid cut:

- Sashing 14 @ 1 1/2" x →
- Border 6 @ 4 1/2" x →
- Binding 6 @ 2 1/2" x →

Directions:

1. Sew a 3 1/2" print strip, a sashing strip, and a different 6 1/2" print strip together lengthwise. Repeat for all print strips. (6 strata)
2. From each strata, crosscut 4 @ 6 1/2" and 4 @ 3 1/2". (24 of each type total)
 
3. Crosscut the remaining eight 1 1/2" sashing strips @ 10 1/2". (24 total)
4. Take a 6 1/2" unit from one set and a 3 1/2" unit from a different set and sew them together with a sashing strip in between. Repeat to make 24 blocks.
 
5. Using the picture at left, arrange the blocks as shown. Sew into rows, then sew rows together.
6. Sew a border strip to the top and bottom. Sew two border strips together, sew to one side. Repeat for remaining side.
7. Quilt and bind.

Flying Squares - Child (40" x 52")



Yardage

Light	1 yd (32")
Cute print	1/2 yd (14") (or can use 3 different 4 1/2" strips)
Wings	5/8 yd (18")
Border	1/2 yd (13") cut into five 2 1/2" strips
Binding	1/2 yd (13") cut into five 2 1/2" strips
Backing	1 5/8 yds

Cut

Light:

- 3 @ 4 1/2", crosscut 24 @ 4 1/2"
- 3 @ 2 1/2", crosscut 24 @ 4 1/2"
- 4 @ 2 1/2", crosscut 24 @ 6 1/2"

Cute print:

- 3 @ 4 1/2", crosscut 24 @ 4 1/2"

Wings:

- 3 @ 2 1/2", crosscut 24 @ 4 1/2"
- 4 @ 2 1/2", crosscut 24 @ 6 1/2"

Sew

Sew a short light piece to the bottom of each cute print square. Press.

Sew a short wing piece to the bottom of each light square. Press.



Sew a long light piece to the right side of each cute print square. Press.
Sew a long wing piece to the right side of each light square. Press.



Assembly

Arrange the blocks as shown at left. Sew on top and bottom borders. Sew remaining 3 borders together, then sew to sides. Quilt and bind.

Scrappy Design Option - Make all the cute print and wing pieces different colors

2020 BOARD OF DIRECTORS

POSITIONS – ELECTED

President:	LORI RAMSEY
VP Programs	JOAN PEREZ
VP Workshops	STEPHANIE IVEY & LINDA MONSEN
Treasurer	LORI DAVIS
Secretary	SUE LAMKEY & DR, DEB BELCHER
Auditor	MARY HUGHES
Membership	BRANDI KELLY-CONTRERAS & KATHERINE GAINES
Special Events	JODY BACA & SALLY ANN CLARK
Quilt Show 2021	KATE WEBER

BOARD MEETINGS are held the 2nd Tuesday of the Month at 6:00 pm.

Arbor Road Church, Room 201
5336 E Arbor Road, Long Beach

GENERAL MEETINGS are held the 2nd Thursday of the month unless otherwise stated in the Newsletter and/or Calendar page of our website.

Doors open at: 6:15 PM

Meeting starts at: 7:00 PM

Arbor Road Church

Downstairs Fellowship Hall

5336 E. Arbor Road

Long Beach, CA 90808

POSITIONS-APPOINTED

IntraGuild	LORI DAVIES
Community Relations	RANDY MILLER
Librarians	PAM PLAKOS & LYNDELL DARBY
Parliamentarian	OPEN
Newsletter	NANCY JORDAN
SCCQG	HEATHER VAN SICKLE

Membership Roster Updates or Corrections

As a reminder, we like to keep your information correct and updated on the Membership Roster. If you have any changes with your information as it appears on the Roster or if you have updates, please email them to the Membership Chair Anna Harriger at: quiltersbythese@gmail.com.
Reminder; visitor/guest fees are \$5.00. Fees may be waived by the President or Vice President of Programs only.

STANDING POSITIONS

Block of the Month	OPEN
Crumb Box	KRISTY CHILLINGTON
Equipment	LINDA MONSEN
Facility Liaison	SALLY KETTLER
Hospitality	JOYCE ALLEN & MELODY DOUKENICK
Opportunity Quilt	CATHE HAGERMAN-BEIZER
Photography	DEB CARDINALE
President's Quilt	SANDY CARREON
Raffle	CLAIRE JANN
Retreat	LORI DAVIES
Secret Quilter	OPEN
Sew Sew Late	SUE LAMKEY
Show and Tell	OPEN
Social Media	SUNNY CHERRY
Sunshine & Shadows	SONIA DAS
UFO Challenge	KATE WEBER
Website	PATTI PASCHALL

