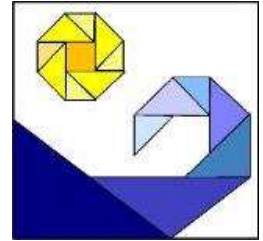


# Quilters by the Sea



**Volume XXVII, Issue 3**

**July, 2020**

Dear Quilters,

ZOOOOOOOMMMMM ..... that is what we are doing! Our concern is for the health and safety of the Guild members. With Zoom we can still meet and be safe .... And that's what we did last month!

We had a Zoom Board meeting, a Zoom General meeting, a Zoom Sew Along, and a Zoom Quilt Show meeting/sewing.

Thank you for "attending" online and sharing with everyone. Dr. Deb did a great presentation about Zoom at 6:30pm. Brandi and Dr. Deb helped with logistics. Some members had trouble linking in and had trouble with their Wi-Fi. We had at least 3 first timers quite a few members pop in for the meeting! You got to see my crazy hair ..... some members sitting in their wonderfully comfortable chairs, sewing rooms, pets, some quilts, and UFOs finished, a blouse, crocheted animals – and everyone that wanted to share -could. It was positively fabulous to see members we have not seen and hear what everyone is doing. Many of us are still making a lot of masks. Each of us have faced challenges. Some definite SHADOWS from losing someone, illnesses and surgeries, to a freezer breaking down while traveling, our storage unit broken into, to just struggling to keep it together. But there have been some GREAT RAYS OF SUNSHINE - grandbabies, graduations, completing all those UFOs, the gift of time AND WE ARE STILL HERE – GETTING THROUGH THIS TOGETHER!

Our pets are so spoiled by now! Closets cleaned, recipes tried, gardens growing, and we are lucky to have the best hobby in the whole world! How many scrap quilts are being made? I know several of you have picked up 2 charity quilt kits from me instead of just one. As always, we have kits – but some new patterns too.

It is thrilling to welcome 3 new Board members: Sandy Carreon as Program Chair, Dawn Lindelin as Parliamentarian, and Samantha McCarthy-Lurie for SCCQG Co-representative. Spreading the work around helps so much. Opportunity Quilt tickets were mailed out. Every week I have been going to the QBS PO Box and getting the tickets stubs and checks mailed in!!! Thank you for helping with these responsibilities.

Yours in quilting and washing hands 20 + times a day,

And still social distancing and wearing a mask,

PLEASE CONTINUE TO BE SAFE,

*Lori L. Ramsey*



Yardage Chart		
1/8 YD	4 1/2 IN	.125
1/4 YD	9 IN	.25
1/3 YD	12 IN	.33
3/8 YD	13 1/2 IN	.375
1/2 YD	18 IN	.50
5/8 YD	22 1/2 IN	.625
2/3 YD	24 IN	.66
3/4 YD	27 IN	.75
7/8 YD	31 1/2 IN	.875
1 YD	36 IN	1.0

*Quilt in a Day*®



***Randy Miller***

We now have one hundred sixty completed quilts for 2020, this is 46 per cent of our goal of 350.

We are still accepting UFO's for community relations, please include the pattern if it is needed to finish the quilt.

Since I have been on "lock down" I have been cutting kits, lots of kits. We now not only have plenty of kits; but we also have quilts that need quilting, quilts that need binding.

We now have our new shipment of labels, so if anyone needs some, please get in touch with me.

Since we are not having our birthday party this year, we will be delivering quilts to For the Child, New Life Beginnings and the Woman's Shelter of Long Beach sometime in July.

I am attaching a pattern called Window Framelets and some general notes on making our guild quilts.

**A new pattern has been included in this newsletter which you may use for Community Relations Quilts. See next to last page.**

## **Sewing quilts from the QBS kits**

- Before you start sewing a kit, take a minute to quickly read through the directions. If there is anything you don't understand, call Randy Miller or Jo Melis before you start cutting/sewing. Once you've cut something incorrectly, it's very hard to recover as the kits do not contain a large amount of extra fabric to correct mistakes.
- Be sure to trim off the selvages before sewing! Selvage material shrinks at a different rate than the "real" part of the fabric and should NOT be used.
- Please do NOT piece the borders on the diagonal! The kits do not allow any extra fabric to do this.

- Read how the borders are supposed to be sewn on. Sometimes you will need to sew all the border pieces together before sewing them to the quilt or you will run out of border fabric. These directions will be at the bottom of the pattern.
- If the pattern says sew the border to top and bottom, then sew on sides, do that. Usually the patterns are constructed so that a single strip can be used for the top (and one for the bottom) IF those borders are done first. If there are 3 strips left (for a kid's quilt), sew them together before sewing them to the sides. If there are 4 border strips left, sew 2 together for one side and 2 together for the other side.
- Do NOT add extra rows or borders to make the quilt bigger. The fabric for the binding and backing has been carefully calculated for the size given. If you start adding "extras", the backing and binding that was selected specifically to match that quilt can't be used. Not only can't the proper backing be used, a new make-shift backing that may not look as nice will have to be found. Sometimes the original backing can't even be reused unless it is cut into little strips.
- Binding strips CAN (and should) be sewn together diagonally. This reduces bulk, so it is the preferred method. The pattern requirements for binding take into consideration the extra fabric needed for diagonally piecing. However, you can sew the binding with straight seams if you are uncomfortable with the preferred method. Come to one of the Community Relations sew days and someone there will be happy to show you how to sew binding strips properly!

#### Sewing quilts with your own fabric/pattern

##### Baby/kids

- Good sizes for baby/kid's quilts are 40" x 52-56". If you keep the width to 40", you don't have to piece the backing!
- If you are making a kid's quilt, please try to select kid-friendly prints and bright, happy colors.
- Kid's quilts will be washed a lot, so save the extra-fancy techniques for when you make your own quilt. You will appreciate it a lot more than they will.

#### *Did you know...?*

**QBS members may attend Acaia guild meetings without paying a visitor's fee! As sister guilds, members may attend either and both settings w/o extra fees.**



# HAPPY BIRTHDAY!

Many apologies to Sue Lamkey whose birthday is in October and Kelly Kobel whose birthday is on June 17.

Elaine Murphy	8	Tatia Evans	20
Edyth Hendrickson	12	Joyce Spresney	20
Sandra Wilcox	12	Aileen Tsuruda	21
Lori Ramsey	14	Nancy Kane	25
Brenda Rouse	14	Brandi Kelly-Contreras	26
Deanna Paul	15	Dawn Lindelin	30
Linda Rowe	15		

## SUNSHINE & SHADOWS

Sonia Das

### WELCOME TO THE TWO NEWEST MEMBERS OF THE QBS FAMILY!

Congratulations and Best Wishes for a long and happy life!



Baby Zariah Mae Evans  
 April 25, 2020  
 First grandchild of QBS Member Tatia Evans



Baby Anthony Jones  
 9lb, 15oz  
 Grandson of QBS Member Gina Lozano



## SUNSHINE & SHADOWS & SHOUTOUTS

### Acknowledging life events of the following guild members

- **Merry Jennings** celebrated a milestone birthday in March
  - **Carollynn Machado's** granddaughter, K. C. Wilson (a former QBS member) celebrated her 18th birthday and graduation from Mayfair HS. She will attend LBCC in the fall. Congratulations!
  - **Susan McAllister's** daughter, Lauren McAllister celebrated her graduation from Fairmont HS. She will attend Scripps College in the fall. Congratulations!
  - **Annette Morales** - new Granddaughter Julia Rose Kober
  - **Jo Melis** - new Granddaughter Salem Moriah Imogene Melis
  - **New Grandma Tatia Evans** - granddaughter Zariah Mae Evans
  - **Gina Lozana** - grandson Anthony Jones
  - **Dawn Lindelin** - will be retired as of press time
- 
- **Sally Clark** - her granddaughter (also a nurse) is recovering from thyroid cancer treatment
  - **Sandy Szladek** - loss of her brother to cancer.
  - **Wendy Dillon** - loss of beloved dog Ruby Do
  - **Patti Paschall** was in the hospital for passing a kidney stone

Sonia Das will be handling **Sunshine & Shadows** for Quilters by the Sea this year. If she has omitted anyone or anything, corrections and updates will be made in future newsletters. Please contact her with news about guild members at 562-607-2384 or [soniadas@yahoo.com](mailto:soniadas@yahoo.com).

### Love to shop and help the guild at the same time?

We are registered with Amazon Smile. What is AmazonSmile? AmazonSmile is a



simple and automatic way for you to support your favorite charitable organization every time you shop, at no cost to you. When you shop at [smile.amazon.com](http://smile.amazon.com), you'll find the exact same low prices, vast selection and convenient shopping experience as Amazon.com, with the added bonus that Amazon will donate a portion of the purchase price to your favorite charitable organization. Go to our homepage [quiltersbythesea.com](http://quiltersbythesea.com) and click on the AmazonSmile box. Once you have logged onto to Amazon and chosen **Quilters By The Sea** as your charity they will donate .5% of eligible purchases to our guild at no extra cost to you! Bookmark the page though as it will not donate if you just go to Amazon.com, you need to go through [Smile.Amazon.com](http://Smile.Amazon.com).

## Special Events

Sally Clark & Linda Monsen

The Red Hen Sale usually in September is cancelled for 2020.  
BUT! We are still collecting Red Hen Items. If you have donations for the Red Hen Sale in 2021, You may drop your donations off at one of our homes. OR  
We will come to your home and pick up your Red Hen donations.

Call, text, or email:

[Sallyaclark2013@gmail.com](mailto:Sallyaclark2013@gmail.com)

[lmonsen@verizon.net](mailto:lmonsen@verizon.net)



**Workshops are on hold until further notice**



**Sandy Carreon**

**We will have a Zoom Program during our July 9<sup>th</sup> Zoom meeting**

**Shoot Your Quilt**

Hi Quilters,

I want to take the time to introduce (or reintroduce). My name is Sandy Carreon and I was the QBS past President in 2017-2018. I am taking over the Vice-President Programs position as Joan Perez needed to step down. I have held this position before (but this will be different with Zoom and all), and I look forward to helping the guild and making sure we have interesting and entertaining programs for the guild meetings in the future. What does the future look like? Well, your guess is as good as mine. My thought is that we will be scheduling

all the future presenters for this year to be done in the Zoom meeting format. Last month we had a wonderful meeting with the board members giving their updates and then we had an extended show and tell with everyone in attendance. We are learning new and fun ways to keep you all informed.

On July 9th at 7 PM, Trudy Cleveland will be bringing us "Shoot Your Quilt", a presentation on how to take professional looking photographs with your Smartphone. She will open up "secret" features in your iPhone that can enhance any image you take with your smartphone. Have your phone by your side as this lecture is interactive! And will be followed by a trunk show and a question and answer period. We know not everyone is tech savvy, but we encourage you at this time to reach out to someone to help make sure you can attend; It will lift your spirits to be able to see and talk to others from the guild. There are advantages to attending a Zoom meeting; 1) you do not have to show your face if you don't want to.(you can sign up for a free account and place a picture as your profile pic), 2) you can be in your most comfortable chair, 3) you can wear your PJ's, 4) you don't have to drive in nasty weather, bad traffic or at night. If you get emails, you can do Zoom. If you have any questions or comments for me or you have info on great speakers you'd like to see (with the Zoom format we are not limited to hosting speakers from just the local area-we can now go global-as long as they are within our budget).

Sandy Carreon

[sandycarreonquilting@gmail.com](mailto:sandycarreonquilting@gmail.com)

## ***NEWS FROM THE GUILD LIBRARY***

**Pam Plakos & Lyndell Darby**

We think that all this stay at home business has given all of us time to look through all the magazines, books, and patterns. We will take any and all of those items you want to give to another "home". So hold onto those items and bring them to us whenever we can all get back together.

Stay safe and keep quilting...

Pam and Lyndell

PS...We are still looking for a name to replace "librarians".

We will also keep selling from the Guild Basket when meetings resume.



# MEMBERSHIP

Brandi Kelly-Contreras and Katherine Gaines  
Membership Chairs

Membership cards are for guild discounts. If you did not receive yours yet it could be that we have not received your dues or you weren't at the last meeting. If you have not received your membership card and need it before the next time we are able to meet please email Katherine Gaines and we will mail it to you.

Checks made payable to: Quilters by the Sea for \$35.00 please include to application with your correspondence.

Rosters are out now. If you are not on the roster or you notice that there is an error please let your membership team know and we will correct it.

Stay safe and please limit your social gatherings. Use our social networking tools out there and stay informed.

## Quilters By the Sea

Application/Information update

Year 2020

New Member:

Renewal:

Information Update:

For all renewing members. Please fill in this form completely so our member roster can be accurate and up to date. Thank you, Membership

Name: \_\_\_\_\_

Address: \_\_\_\_\_

City: \_\_\_\_\_ State: \_\_\_\_\_ Zip: \_\_\_\_\_

Home#: \_\_\_\_\_ Cell#: \_\_\_\_\_

E-Mail: \_\_\_\_\_

Birthday: \_\_\_\_\_ (month & day only)

## QUILT SHOW

Kate Weber, 2021 Quilt Show Chair

### *2021 Non-Traditional Quilt Show Update*

Thank you to all who attended the Saturday Zoom meeting about our non-traditional quilt show (whatever that turns out to be). There was a great suggestion to use a parking lot that has solar panel structures so we can be outside but quilts won't be subjected to direct sunlight and (maybe) less susceptible to bird poop! Over the next few weeks I'll be driving around and checking out possible parking lot venues. Please let me know if your business or school might be available at no/low cost; at this point we don't know what income we'll have, if any. Anything to keep the costs minimal would be a great help. Let Kate know your ideas.

Quilt Show Zoom meetings are the 3rd Saturday of the month from 9-10am followed by a sew-along. Link will be posted in the Blast the Tuesday before.



**Many thanks to our hard working members who volunteer their time and talent to make our guild great; especially those who contributed to masks and Community Relations this year.**



## Calling All Quilts

SCCQG 2021 Road to California Quilt Conference Special Exhibit  
“Sharing Our Quilts”

During this stay-at-home time are you busy quilting? Are you working on a quilt that has been begging to be completed? Have you finished a quilt for a now--postponed future guild quilt show? Or a new fresh quilt has emerged that you would like to share with fellow quilters? **Solution** = *Enter these quilts in our 2021 SCCQG Road to California special exhibit!!!* The “Sharing Our Quilts” exhibit is designed to be a showcase for recent (2019-2020) quilts that you have, or you are producing. There is no specific theme or topic, or size limitation. The plan is to share treasured styles of quilting or patterns you relish. This exhibit is all about Southern California quilts created by members of SCCQG Member guilds. Let us fill the long north wall of the Ontario venue. There is still plenty of time to enter as the deadline is November 1, 2020. The Call for Quilts and Entry Form are posted on the SCCQG website.

### 32nd ANNUAL HOFFMAN CHALLENGE

2020 – 2021

New rule this year – must use at least 3 of the 6 Challenge Fabrics

Categories are Quilts (any shape, 72 to 160-inch perimeters, 4 inch sleeve), Clothing, Accessory (includes shoes, hats and jewelry), and Best Use of Aurifil Thread.

Entry due April 1st, 2021

For Details click on link <http://hoffmancaliforniafabrics.net/challenge/>

## Opportunity Quilt

### Cathe Hagerman-Beizer

Quilters by the Sea of Long Beach present their Opportunity Quilt 2020 - "Water Garden" - (64" x 88"). Design is from the pattern "Shimmering Triangles" by Jenny Bowker; instructions are available on her website: ([www.JennyBowker.com](http://www.JennyBowker.com)). The quilt was machine pieced by Cathe Hagerman-Beizer, and machine quilted by Debra Cardinale. The drawing for the winner will be held December 10, 2020. Tickets are \$1/each or 6/\$5.00. Tickets and postcards are available at the Opportunity Quilt table or by contacting Cathe by phone or email; you will find her email address in the Roster.

Tickets and envelopes have been mailed to those members who were unable to pick up their tickets in February or March. Please seriously consider selling or buying the tickets. It is a major fundraiser for the guild and will probably be the only one we have this year. Also at the end of the newsletter are mailing labels and letters you can use to send to friends. You can get more tickets. Cathe will be glad to send you more tickets.







If you submit your quilt photo, it will be published in July. Also, if you would like to share a quilt you have finished recently, or a work in progress please send the photos to [nhjordan@msn.com](mailto:nhjordan@msn.com) with show and tell in the subject line and your project will be published in the July newsletter. Try to get them in by the 20<sup>th</sup>. Thank you to all who contributed, keep them coming for next month also. And now, contributions from our busy members.





Front

Back













Newsletter articles are due on the 20<sup>th</sup> of every month to Nancy Jordan at [nhjordan@msn.com](mailto:nhjordan@msn.com). Please put Newsletter and current month in the subject line and please include your name in the email so I can give proper credit to your article. Thank you



Many guild members have allergies. Please do not wear perfume, cologne, or scented lotions to the meetings and work-shops. Your cooperation is appreciated and makes our gatherings pleasant for all. What you consider lightly scented is sometimes a serious problem to someone who has sensitive allergies!



**PLACES TO GO**



### *Open Sew*

*These are not QBS events; this is For Your Information only.*

**Things are changing, check with the Centers**

Monday nights at Cerritos Senior Center (12340 South Street)

Wednesday Mornings at El Dorado Senior Center (2800 Studebaker, Long Beach)

9:30am – 12:30pm.

## Quilt rack for sale \$50 Kate Weber

Contact her at [merrysea@aol.com](mailto:merrysea@aol.com)



The July meeting will be Thursday, July 9, 2020.

No meeting in August.

To find the code for the Zoom meetings check your emails when it is close to meeting day.

On the next two pages are mailing labels and sample letters if you choose to sell tickets to friends near and far. Contact Cathe for further information.

My quilt guild, *Quilters By the Sea*, has an Opportunity Quilt drawing every year. This fundraiser brings in about \$3500 which is roughly half of our operating budget for the year. The other half comes from our biennial quilt show (scheduled for Spring 2021). Money is used to make quilts for about 7 charities in the southern California/Long Beach area. (We made and distributed 400 quilts last year!)

Usually, the Opportunity Quilt is taken to several other quilt guilds' meetings and tickets are sold there. Guilds also visit us with their Opportunity Quilts. At this time guilds have suspended meetings and shows so our opportunity to sell tickets is stymied!

I'm enclosing some tickets, a photo of this year's Opportunity Quilt, and an addressed return envelope. Please think about supporting this fundraiser.

Thank you for your time and consideration,

[quiltersbythesea@gmail.com](mailto:quiltersbythesea@gmail.com)

[Whether you support this fundraiser or not, I will never know.

Put check and stubs in enclosed envelope and add stamp

My quilt guild, *Quilters By the Sea*, has an Opportunity Quilt drawing every year. This fundraiser brings in about \$3500 which is roughly half of our operating budget for the year. The other half comes from our biennial quilt show (scheduled for Spring 2021). Money is used to make quilts for about 7 charities in the southern California/Long Beach area. (We made and distributed 400 quilts last year!)

Usually, the Opportunity Quilt is taken to several other quilt guilds' meetings and tickets are sold there. Guilds also visit us with their Opportunity Quilts. At this time guilds have suspended meetings and shows so our opportunity to sell tickets is stymied!

I'm enclosing some tickets, a photo of this year's Opportunity Quilt, and an addressed return envelope. Please think about supporting this fundraiser.

Thank you for your time and consideration,

[quiltersbythesea@gmail.com](mailto:quiltersbythesea@gmail.com)

[Whether you support this fundraiser or not, I will never know.

Put check and stubs in enclosed envelope and add stamp.

My quilt guild, *Quilters By the Sea*, has an Opportunity Quilt drawing every year. This fundraiser brings in about \$3500 which is roughly half of our operating budget for the year. The other half comes from our biennial quilt show (scheduled for Spring 2021). Money is used to make quilts for about 7 charities in the southern California/Long Beach area. (We made and distributed 400 quilts last year!)

Usually, the Opportunity Quilt is taken to several other quilt guilds' meetings and tickets are sold there. Guilds also visit us with their Opportunity Quilts. At this time guilds have suspended meetings and shows so our opportunity to sell tickets is stymied!

I'm enclosing some tickets, a photo of this year's Opportunity Quilt, and an addressed return envelope. Please think about supporting this fundraiser.

Thank you for your time and consideration,

[quiltersbythesea@gmail.com](mailto:quiltersbythesea@gmail.com)

[Whether you support this fundraiser or not, I will never know.

Put check and stubs in enclosed envelope and add stamp.



QBS is a 501(c)3 non-profit. Your donation is tax deductible.

QBS is a 501(c)3 non-profit. Your donation is tax deductible.

QBS is a 501(c)3 non-profit. Your donation is tax deductible.

QBS is a 501(c)3 non-profit. Your donation is tax deductible.

QBS is a 501(c)3 non-profit. Your donation is tax deductible.

QBS is a 501(c)3 non-profit. Your donation is tax deductible.

QBS is a 501(c)3 non-profit. Your donation is tax deductible.

QBS is a 501(c)3 non-profit. Your donation is tax deductible.

QBS is a 501(c)3 non-profit. Your donation is tax deductible.

QBS is a 501(c)3 non-profit. Your donation is tax deductible.

QBS is a 501(c)3 non-profit. Your donation is tax deductible.

QBS is a 501(c)3 non-profit. Your donation is tax deductible.

QBS is a 501(c)3 non-profit. Your donation is tax deductible.

QBS is a 501(c)3 non-profit. Your donation is tax deductible.

QBS is a 501(c)3 non-profit. Your donation is tax deductible.

Quilters By the Sea

Quilters By the Sea

Quilters By the Sea

P.O. Box 90814

P.O. Box 90814

P.O. Box 90814

Long Beach, CA 90809

Long Beach, CA 90809

Long Beach, CA 90809

Quilters By the Sea

Quilters By the Sea

Quilters By the Sea

P.O. Box 90814

P.O. Box 90814

P.O. Box 90814

Long Beach, CA 90809

Long Beach, CA 90809

Long Beach, CA 90809

Quilters By the Sea

Quilters By the Sea

Quilters By the Sea

P.O. Box 90814

P.O. Box 90814

P.O. Box 90814

Long Beach, CA 90809

Long Beach, CA 90809

Long Beach, CA 90809

Quilters By the Sea

Quilters By the Sea

Quilters By the Sea

P.O. Box 90814

P.O. Box 90814

P.O. Box 90814

Long Beach, CA 90809

Long Beach, CA 90809

Long Beach, CA 90809

Quilters By the Sea

Quilters By the Sea

Quilters By the Sea

P.O. Box 90814

P.O. Box 90814

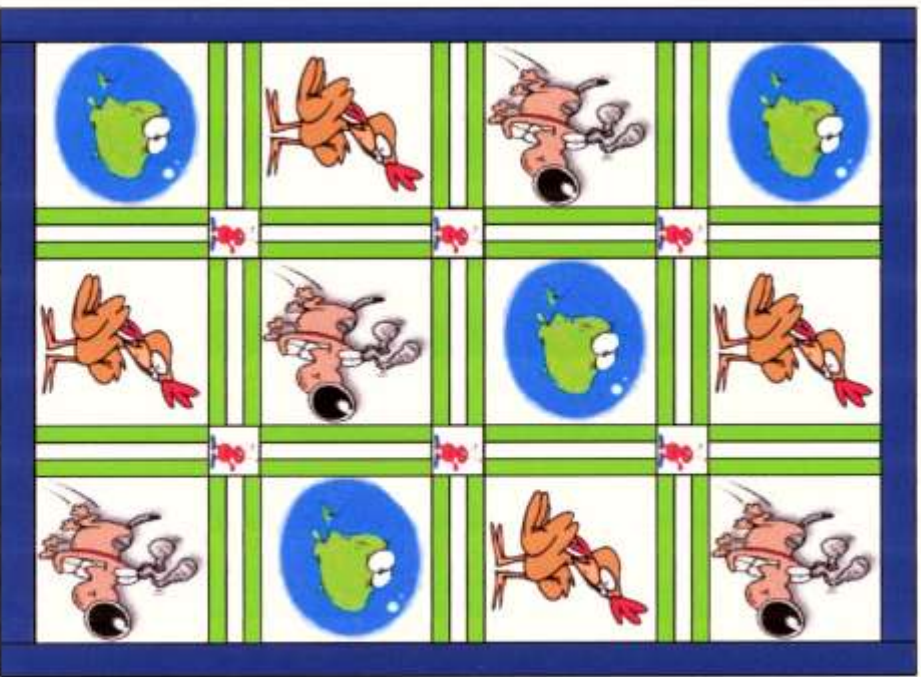
P.O. Box 90814

Long Beach, CA 90809

Long Beach, CA 90809

Long Beach, CA 90809

## Window Framelets (39 1/2" x 52")



### Yardage


Cute Print 1	1 yd (30") (for 12 10" squares for big windows)
Cute Print 2	1/8 yd (4") (for little windows)
Outer Sashing	1/2 yd (14")
Inner sashing	1/4 yd (8")
Border/Binding	1 yd (28") (15" border, 13" binding)
Backing	1 5/8 yds (58")

### Cut

- Cute Print 1 (big windows)
- 3 strips @ 10" x → crosscut at 10" (total 12 squares)
- Cute Print 2 (little windows)
- 1 strip @ 3 1/2" x → crosscut at 3 1/2" (total 6 squares)
- Outer Sashing:
- 9 strips @ 1 1/2" x →
- Inner Sashing:
- 5 strips @ 1 1/2" x →
- Border/Binding:
- 5 strips @ 3" x → (border)
  - 5 strips @ 2 1/2" x → (binding)

### Sew

Sew an outer sashing strip to each long side of 4 inner sashing strips. Crosscut @ 10". Cut the remaining outer strip in half. Sew an outer sashing half strip to each side of the remaining inner sashing strip. Cut @ 10" to get an additional sashing unit. (17 total)



### Assembly

Arrange the blocks as shown at left. Add top, bottom, then side borders. Quilt and bind.

The pattern submitted here by Randy Miller can be used for Community Relations Quilts.

# 2020 BOARD OF DIRECTORS

## POSITIONS – ELECTED

President:	LORI RAMSEY
VP Programs	SANDY CARREON
VP Workshops	STEPHANIE IVEY & LINDA MONSEN
Treasurer	LORI DAVIS
Secretary	SUE LAMKEY & DR, DEB BELCHER
Auditor	MARY HUGHES
Membership	BRANDI KELLY-CONTRERAS & KATHERINE GAINES
Special Events	JODY BACA & SALLY ANN CLARK
Quilt Show 2021	KATE WEBER

**BOARD MEETINGS** are held the 2<sup>nd</sup> Tuesday of the Month at 6:00 pm.

Arbor Road Church, Room 201

5336 E Arbor Road, Long Beach

**GENERAL MEETINGS** are held the 2<sup>nd</sup> Thursday of the month unless otherwise stated in the Newsletter and/or Calendar page of our website.

**Doors open at: 6:15 PM**

**Meeting starts at: 7:00 PM**

Arbor Road Church

Downstairs Fellowship Hall

5336 E. Arbor Road

Long Beach, CA 90808

## POSITIONS-APPOINTED

IntraGuild	LORI DAVIES
Community Relations	RANDY MILLER
Librarians	PAM PLAKOS & LYNDELL DARBY
Parliamentarian	DAWN LINDELIN
Newsletter	NANCY JORDAN
SCCQG	SAMANTHA McCARTHY - LURIE

## STANDING POSITIONS

Block of the Month	<b>OPEN</b>
Crumb Box	KRISTY CHILLINGTON
Equipment	LINDA MONSEN
Facility Liaison	SALLY KETTLER
Hospitality	JOYCE ALLEN & MELODY DOUKENICK
Opportunity Quilt	CATHE HAGERMAN-BEIZER
Photography	DEB CARDINALE
President's Quilt	SANDY CARREON
Raffle	CLAIRE JANN
Retreat	LORI DAVIES
Secret Quilter	<b>OPEN</b>
Sew Sew Late	SUE LAMKEY
Show and Tell	<b>OPEN</b>
Social Media	SUNNY CHERRY
Sunshine & Shadows	SONIA DAS
UFO Challenge	KATE WEBER
Website	PATTI PASCHALL

### Membership Roster Updates or Corrections

As a reminder, we like to keep your information correct and updated on the Membership Roster. If you have any changes with your information as it appears on the Roster or if you have updates, please email them to the Membership Chair Anna Harriger at: [quiltersbythese@gmail.com](mailto:quiltersbythese@gmail.com).

Reminder; visitor/guest fees are \$5.00. Fees may be waived by the President or Vice President of Programs only.

